

Bonfiglioli Riduttori

C series


Lista parti di ricambio

Spare parts list

Ersatzteilliste

Liste des pieces detachees

Lista de partes de recambio







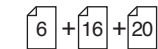

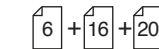



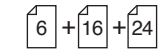

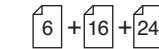




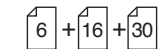

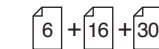



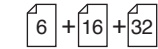

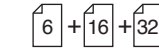
**Quadro d'unione delle tavole
parti di ricambio**




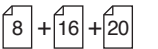


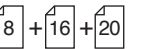


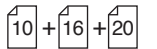



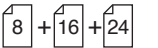


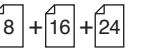


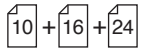






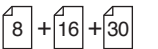


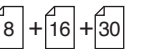


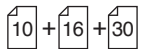



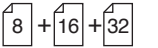


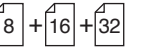


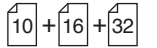
Index of spare parts tables







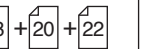


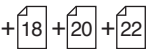






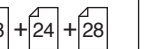


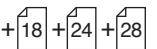




















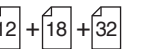
Inhaltsverzeichnis Ersatzteillisten




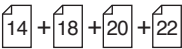


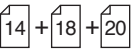


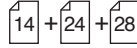
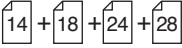


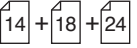


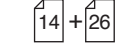
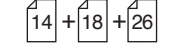


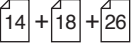









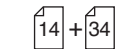
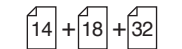


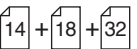
*Index des tables de pièces
de rechange*

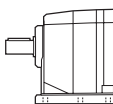












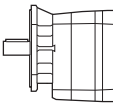












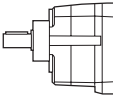












**Índice de la tabla de partes
de recambio**

| INPUT | C 05 | C 12 | C 22 2 | C 22 3 | C 32 2 | C 32 3 |
|--|---|---|---|---|---|---|
|  S_ |  |  |  |  |  |  |
|  P63 ... P132 | — |  |  |  |  |  |
|  P160 ... P250 | — | — | — | — | — | — |
|  SK / SC | — |  |  |  |  |  |
|  HS | — |  |  |  |  |  |

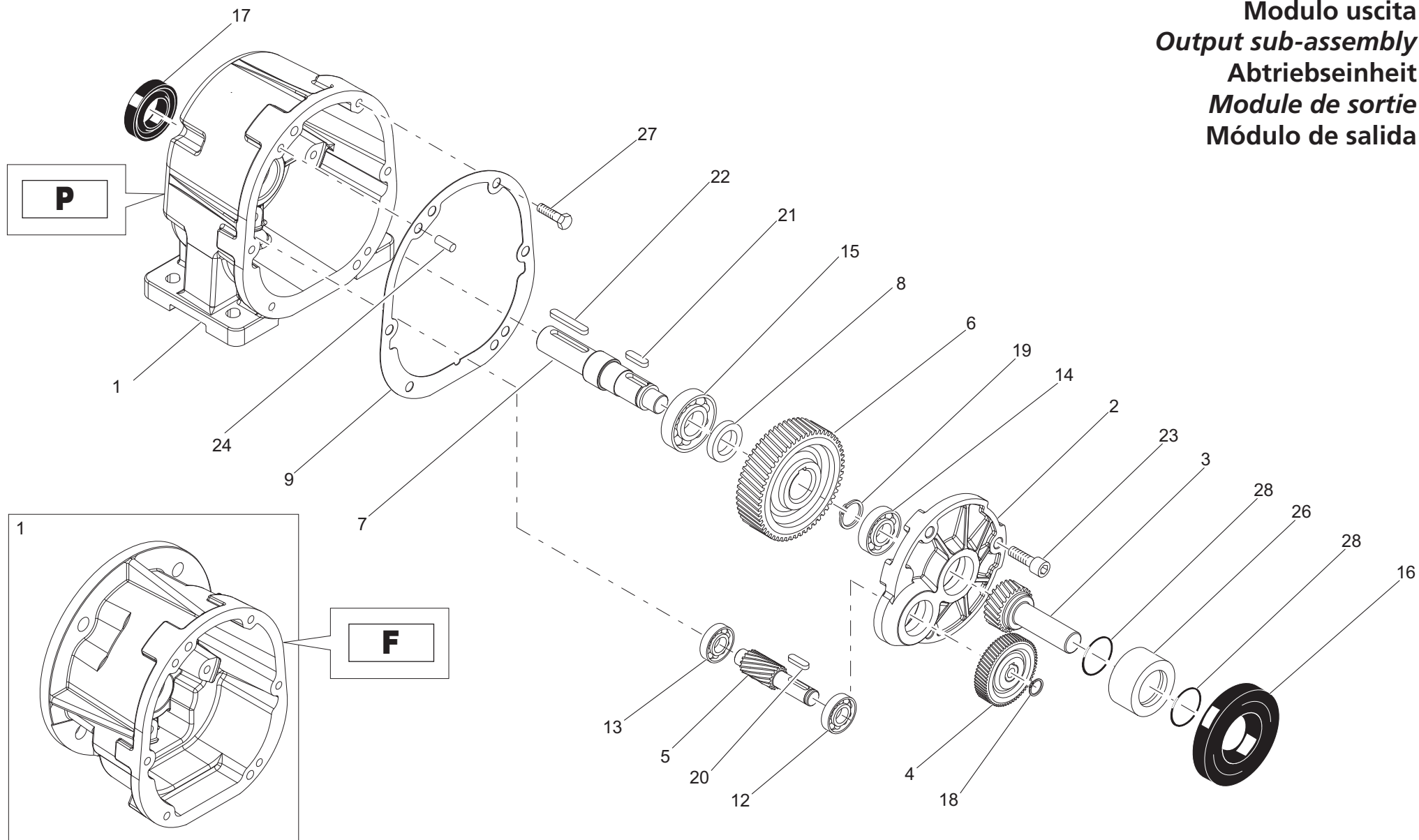
| INPUT | C 36 2 | C 36 3 | C 36 4 | C 41 2 | C 41 3 | C 41 4 | C 51 2 | C 51 3 | C 51 4 |
|--|--|--|--|--|--|--|--|--|--|
|  S_ |  |  |  |  |  |  |  |  |  |
|  P63 ... P132 |  |  |  |  |  |  |  |  |  |
|  P160 ... P250 | — | — | — | — | — | — |  |  | — |
|  SK / SC |  |  |  |  |  |  |  |  |  |
|  HS |  |  |  |  |  |  |  |  |  |

| INPUT | C 61 2 | C 61 3 | C 61 4 | C 70 2 | C 70 3 | C 70 4 | C 80 2 | C 80 3 | C 80 4 |
|--|---|---|---|---|---|---|---|---|---|
|  S_ |  |  |  |  |  |  |  |  |  |
|  P63 ... P132 |  |  |  |  |  |  |  |  |  |
|  P160 ... P250 |  |  | — |  |  | — |  |  | — |
|  SK / SC |  |  |  | — | — | — | — | — | — |
|  HS |  |  |  |  |  |  |  |  |  |











| INPUT | C 90 2 | C 90 3 | C 90 4 | C 100 2 | C 100 3 | C 100 4 |
|---|---|---|---|---|---|---|
|  S_ |  |  |  |  |  |  |
|  P63 ... P132 |  |  |  |  |  |  |
|  P160 ... P250 |  |  |  |  |  |  |
|  SK / SC |  |  |  |  |  |  |
|  HS |  |  |  |  |  |  |

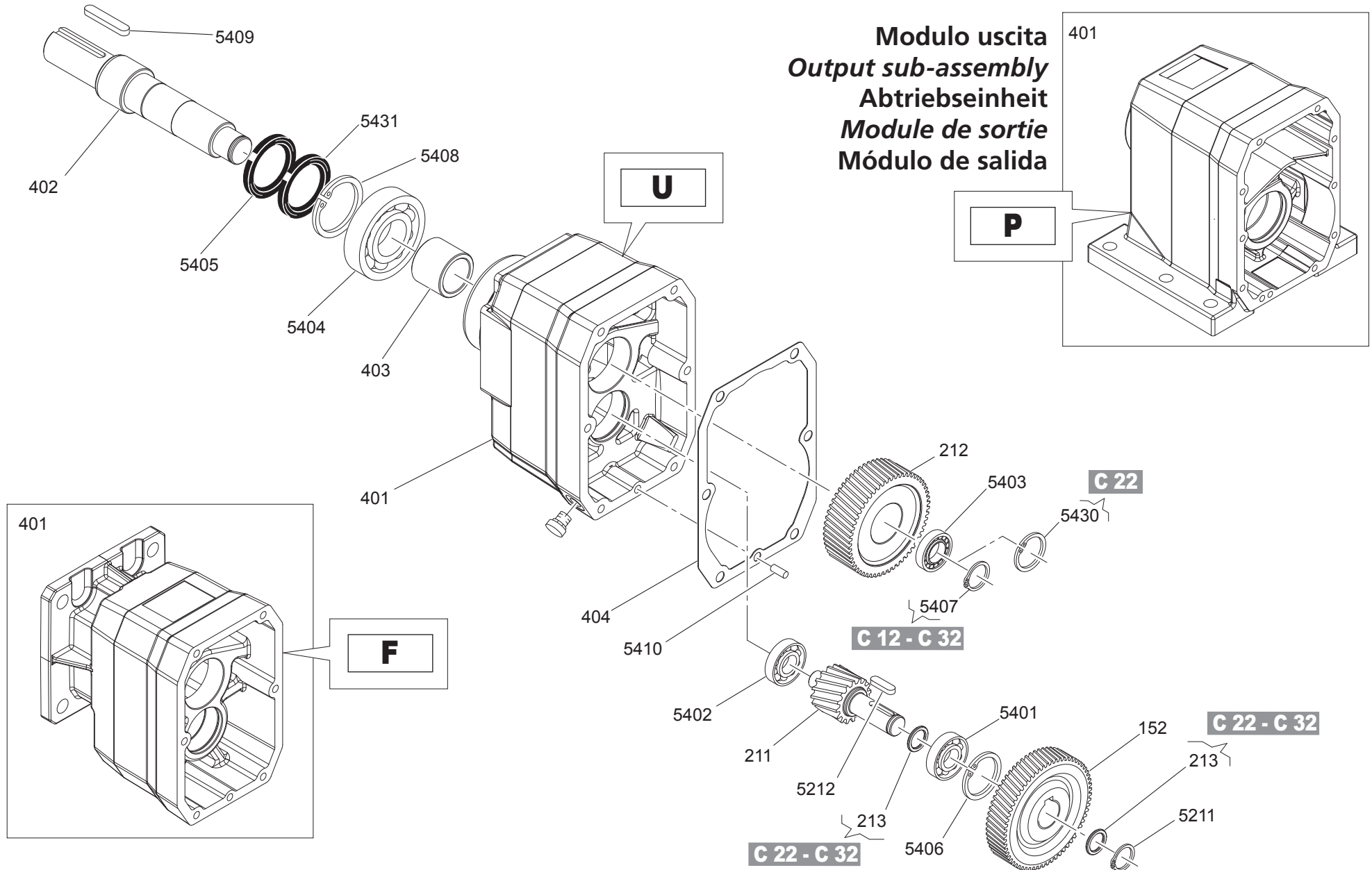
| OUTPUT | C 05 | C 12 | C 22 | C 32 | C 36 | C 41 | C 51 | C 61 | C 70 | C 80 | C 90 | C 100 |
|--|--|--|--|--|---|--|--|--|--|--|--|--|
|  P |  |  |  |  |  |  |  |  |  |  |  |  |
|  F |  |  |  |  |  |  |  |  |  |  |  |  |
|  U |  |  |  |  |  |  |  |  |  |  |  |  |

Modulo uscita
Output sub-assembly
Abtriebseinheit
Module de sortie
Módulo de salida



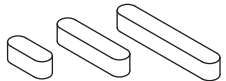





| Pos. | Descrizione | Description | Benennung | Description | Descripción |
|------|-------------------|-------------------|--------------------|----------------------|----------------|
| 1 | Cassa | Housing | Gehäuse | Carter | Caja |
| 2 | Supporto interno | Connection flange | Verbindungsflansch | Couvercle de liaison | Brida de union |
| 3 | Pignone | Pinion gear | Ritzel | Pignon | Piñon |
| 4 | Corona | Gear | Zahnrad | Couronne | Corona |
| 5 | Pignone | Pinion gear | Ritzel | Pignon | Piñon |
| 6 | Corona | Gear | Zahnrad | Couronne | Corona |
| 7 | Albero lento | Output shaft | Abtriebswelle | Arbre de sortie | Eje de salida |
| 9 | Guarnizione cassa | Gasket | Dichtung | Joint plat | Junta |

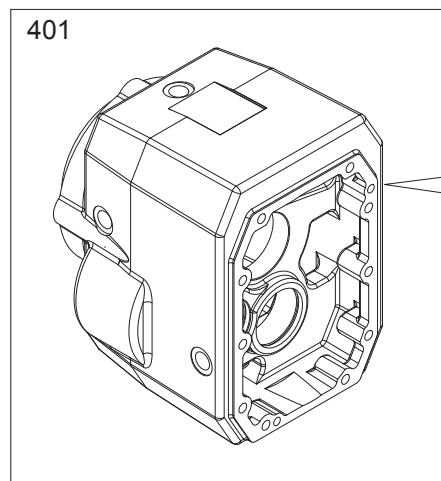
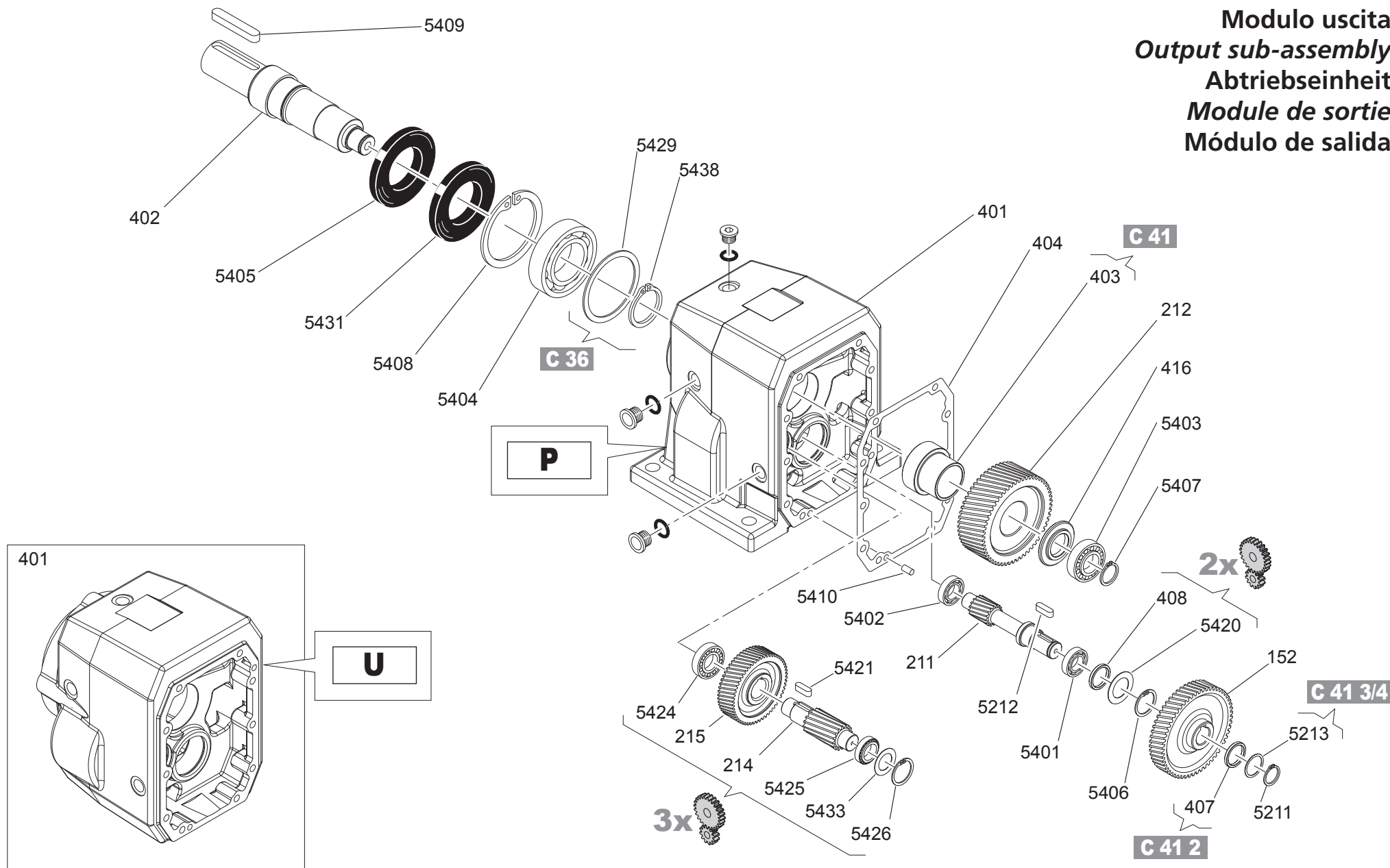
| |  | | | |  |  | |  | |  | | |  |  |  |  |  |
|-------------|---|------|------|------|---|---|------------|---|----|---|----------|----------|---|---|---|---|---|
| | 12 | 13 | 14 | 15 | 8 | 16 | 17 | 18 | 19 | 20 | 21 | 22 | 24 | 26 | 23 | 27 | 28 |
| C 05 | 6200 | 6000 | 6201 | 6003 | 28x17.5x3.5 | 35x47x7 L i = 5.5_6.7 25x47x7 L i = 9.3_12.5 20x47x7 L i = 15.6_21.0 15x30x7 L i = 27.1_44.7 | 20x30x7 DL | 10 | 16 | 4x4x12 B | 5x5x12 B | 5x5x30 A | ø6x16 B | 20x35 | M6x25 | M6x20 | 2018 |







| Pos. | Descrizione | Description | Benennung | Description | Descripción |
|------|---------------|---------------------|---------------|------------------------|---------------|
| 152 | Corona veloce | <i>Gear</i> | Zahnrad | <i>Couronne</i> | Corona |
| 211 | Pignone lento | <i>Pinion gear</i> | Ritzel | <i>Pignon</i> | Piñon |
| 212 | Corona lenta | <i>Gear</i> | Zahnrad | <i>Couronne</i> | Corona |
| 213 | Spessore | <i>Spacer</i> | Distanzring | <i>Entretoise</i> | Distanciador |
| 401 | Cassa | <i>Housing</i> | Gehäuse | <i>Carter</i> | Caja |
| 402 | Albero lento | <i>Output shaft</i> | Abtriebswelle | <i>Arbre de sortie</i> | Eje de salida |
| 403 | Distanziale | <i>Spacer ring</i> | Distanzring | <i>Entretoise</i> | Distanciador |
| 404 | Guarnizione | <i>Gasket</i> | Dichtung | <i>Jointplat</i> | Junta |

| |  | | | |  |  | |  | |  | | |  | |
|-------------|---|------|----------|------|---|--|----------|---|------|---|------|------|---|-----------|
| | 5401 | 5402 | 5403 | 5404 | 5410 | 5212 | 5409 | 5211 | 5407 | 5406 | 5408 | 5430 | 5405 | 5431 |
| C 12 | 6201 | 6200 | 6202 | 6204 | ø5x16 | 4x4x16 C | 6x6x30 A | 12 | 15 | 32 | 47 | | 25x47x7 DL | 25x47x7 L |
| C 22 | 6302 | 6301 | NJ202E | 6206 | ø5x16 | 5x5x17 C | 8x7x40 A | 15 | | 42 | 62 | | 35x62x7 DL | 35x65x7 L |
| C 32 | 6303 | 6302 | NUP2203E | 6207 | ø6x16 | 5x5x19 C | 8x7x50 A | 17 | 17 | 47 | 72 | 35 | 40x72x7 DL | 40x72x7 L |





Modulo uscita
Output sub-assembly
Abtriebseinheit
Module de sortie
Módulo de salida



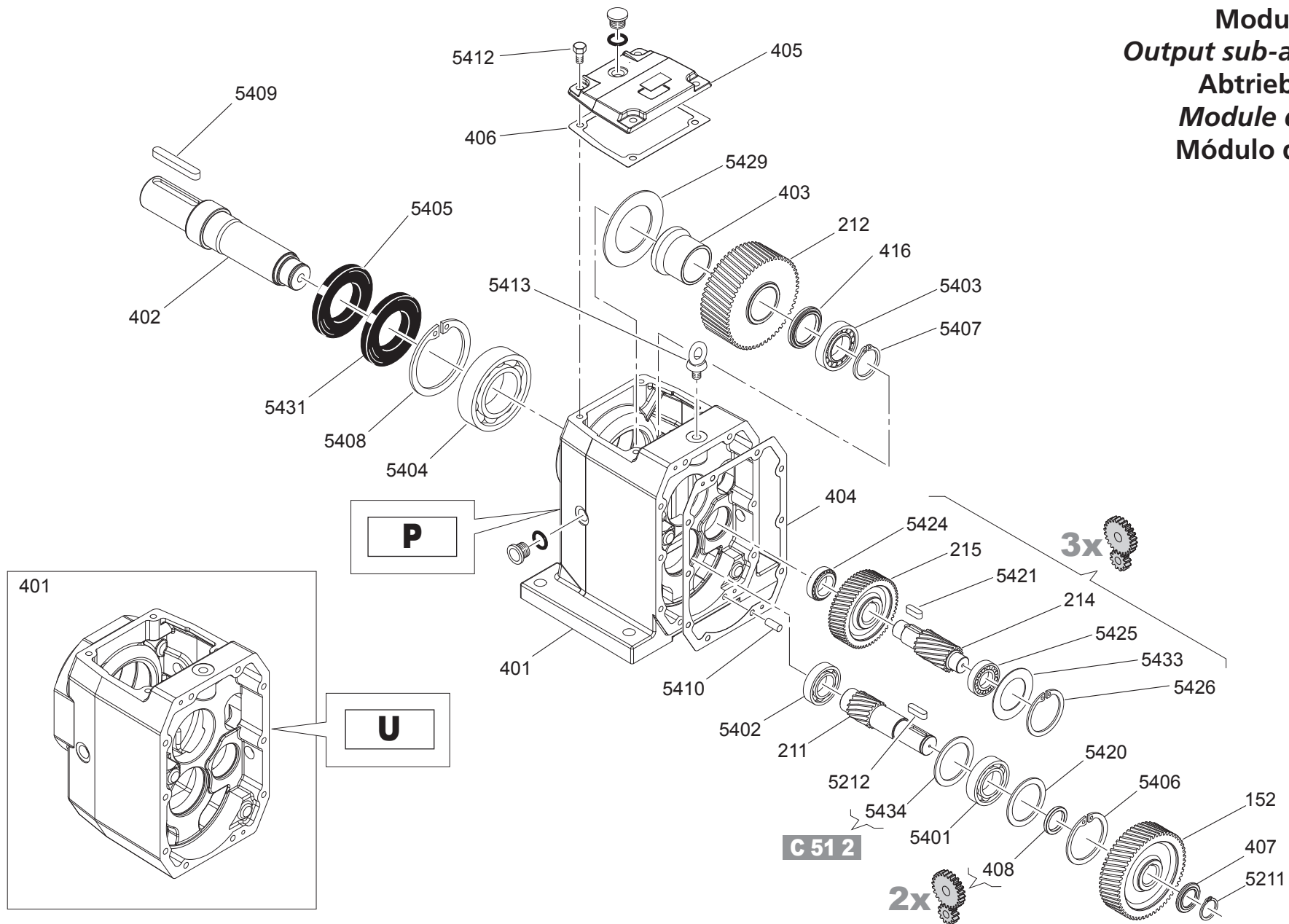
| Pos. | Descrizione | Description | Benennung | Description | Descripción |
|------|--------------------------|--------------|---------------|-----------------|---------------|
| 152 | Pignone | Pinion gear | Ritzel | Pignon | Piñon |
| 211 | Pignone | Pinion gear | Ritzel | Pignon | Piñon |
| 212 | Corona lenta | Gear | Zahnrad | Couronne | Corona |
| 214 | Pignone | Pinion gear | Ritzel | Pignon | Piñon |
| 215 | Corona | Gear | Zahnrad | Couronne | Corona |
| 401 | Cassa | Housing | Gehäuse | Carter | Caja |
| 402 | Albero lento | Output shaft | Abtriebswelle | Arbre de sortie | Eje de salida |
| 403 | Distanziale albero lento | Spacer ring | Distanzring | Entretoise | Distanciador |
| 404 | Guarnizione cassa | Gasket | Dichtung | Joint plat | Junta |
| 407 | Distanziale pignone | Spacer ring | Distanzring | Entretoise | Distanciador |
| 408 | Distanziale pignone | Spacer ring | Distanzring | Entretoise | Distanciador |
| 416 | Distanziale albero lento | Spacer ring | Distanzring | Entretoise | Distanciador |

| |  | | | | | |  | |  |  | | |
|--------------------------------|---|---------------|------------|--------------------|-------|-------|---|------------|---|---|-----------|----------|
| | 5401 | 5402 | 5403 | 5404 | 5424 | 5425 | 5405 | 5431 | 5410 | 5212 | 5409 | 5421 |
| C 36 2 | 32004 | 30302 | NUP 204 EC | 6208 6208-2RS * | | | 45x80x10 | 45x80x8 L | ø6x16 | 6x6x19 C | 10x8x60 A | |
| C 36 3 C 36 4 | 6004 | 6302 | NUP 204 EC | 6208 6208-2RS * | 30203 | 30203 | 45x80x10 | 45x80x8 L | ø6x16 | 5x5x19 C | 10x8x60 A | 6x6x19 C |
| C 41 2 | 6204 ETN9 30204 i = 2.7_6.0 | 6303 30204 | NUP 205 EC | 6209 6209-2RS * | | | 50x85x10 | 50x85x10 L | ø6x16 | 6x6x25 C | 10x8x60 A | |
| C 41 3 C 41 4 | 6204 | 6303 | NUP 205 EC | 6209 6209-2RS * | 30203 | 30203 | 50x85x10 | 50x85x10 L | ø6x16 | 6x6x25 C | 10x8x60 A | 8x7x19 C |





* Per posizioni di montaggio V3 e V6 / For mounting positions V3 and V6 / Für die Einbaulagen V3 und V6 / Pour positions de montage V3 et V6 / Para posiciones de montaje V3 y V6

| |  | | |  | | |  | |  | |
|--------------------------------|---|------|------|--|------|------|---|-------------|---|----------|
| | 5211 | 5407 | 5438 | 5406 | 5408 | 5426 | 5213 | 5420 | 5433 | 5429 |
| C 36 2 | 20 | 20 | 40 | 42 | 80 | | | 36x42x1.5 R | | LMKAS 80 |
| C 36 3 C 36 4 | 17 | 20 | 40 | 42 | 80 | 40 | | | 34x40x1 R | LMKAS 80 |
| C 41 2 | 20 | 25 | | 47 | 85 | | 20.2x27.8x1 R | 37x47x1 P | | |
| C 41 3 C 41 4 | 20 | 25 | | 47 | 85 | 42 | 20.2x27.8x1 R | | 30x42x2 R | |







Modulo uscita
Output sub-assembly
Abtriebseinheit
Module de sortie
Módulo de salida



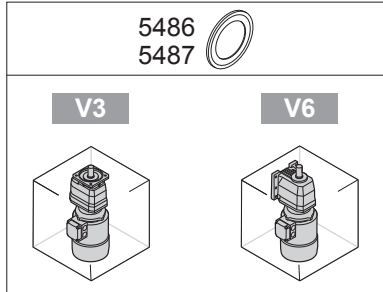
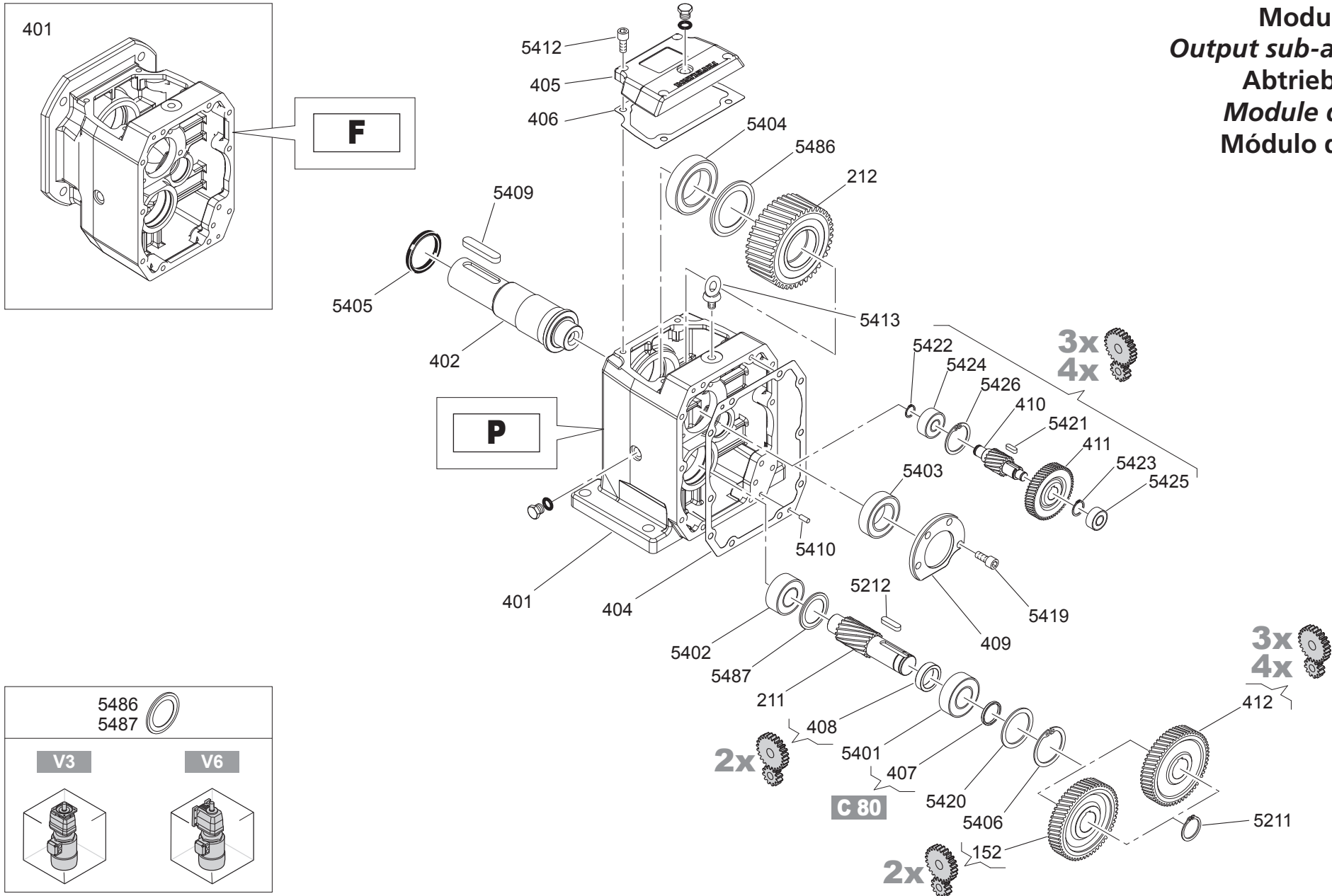
| Pos. | Descrizione | Description | Benennung | Description | Descripción |
|------|--------------------------|------------------|-------------------|------------------------|--------------------|
| 152 | Corona | Gear | Zahnrad | Couronne | Corona |
| 211 | Pignone | Pinion gear | Ritzel | Pignon | Piñon |
| 212 | Corona | Gear | Zahnrad | Couronne | Corona |
| 214 | Pignone | Pinion gear | Ritzel | Pignon | Piñon |
| 215 | Corona | Gear | Zahnrad | Couronne | Corona |
| 401 | Cassa | Housing | Gehäuse | Carter | Caja |
| 402 | Albero lento | Output shaft | Abtriebswelle | Arbre de sortie | Eje de salida |
| 403 | Distanziale albero lento | Spacer ring | Distanzring | Entretoise | Distanciador |
| 404 | Guarnizione cassa | Gasket | Dichtung | Jointplat | Junta |
| 405 | Coperchio di ispezione | Inspection cover | Inspektionsdeckel | Couvercle d'inspection | Tapa de inspección |
| 406 | Guarnizione coperchio | Gasket | Dichtung | Jointplat | Junta |
| 407 | Distanziale pignone | Spacer ring | Distanzring | Entretoise | Distanciador |
| 408 | Distanziale pignone | Spacer ring | Distanzring | Entretoise | Distanciador |
| 416 | Distanziale albero lento | Spacer ring | Distanzring | Entretoise | Distanciador |

| |  | | | | | |  | |  |  | | |
|--------------------------------|---|------------------------------|---------|-------------------|-------|-------|---|--------------|---|---|-----------|----------|
| | 5401 | 5402 | 5403 | 5404 | 5424 | 5425 | 5405 | 5431 | 5410 | 5212 | 5409 | 5421 |
| C 51 2 | 6305 ETN9 30305 i = 2.6_5.6 | 6305 30206 i = 2.6_5.6 | NUP 206 | 6309 6309-2RS* | | | 55x100x10 DL | 55x100x10 DL | ø6x16 | 8x7x25 B | 12x8x70 A | |
| C 51 3 C 51 4 | 6305 | 6403 | NUP 206 | 6309 6309-2RS* | 30204 | 32303 | 55x100x10 DL | 55x100x10 DL | ø6x16 | 8x7x25 B | 12x8x70 A | 8x7x22 A |
| C 61 2 | 30306 | 30207 | NUP 208 | 6311 6311-2RS* | | | 65x120x13 DL | 65x120x10 L | ø6x16 | 8x7x30 B | 14x9x90 A | |
| C 61 3 C 61 4 | 6306 | 6404 | NUP 208 | 6311 6311-2RS* | 30205 | 32304 | 65x120x13 DL | 65x120x10 L | ø6x16 | 8x7x30 C | 14x9x90 A | 8x7x26 C |





* Per posizioni di montaggio V3 e V6 / For mounting positions V3 and V6 / Für die Einbaulagen V3 und V6 / Pour positions de montage V3 et V6 / Para posiciones de montaje V3 y V6







| |  | |  | | |  | | |  |  | |  |
|--------------------------------|---|------|---|------|------|---|-----------|-----------|---|---|--------|---|
| | 5211 | 5407 | 5406 | 5408 | 5426 | 5420 | 5433 | 5434 | 5429 | 5412 | | 5413 |
| C 51 2 | 25 | 30 | 62 | 100 | | 50x62x2 R | | 25x35x2 R | LMKAS 100 | | M10x25 | M12 |
| C 51 3 C 51 4 | 25 | 30 | 62 | 100 | 47 | | 37x57x1 R | 25x35x2 R | LMKAS 100 | | M10x25 | M12 |
| C 61 2 | 30 | 40 | 72 | 120 | | 50x72x3 R | | | LMKAS 120 | M10x25 | | M14 |
| C 61 3 C 61 4 | 30 | 40 | 72 | 120 | 52 | | 42x52x1 P | | LMKAS 120 | M10x25 | | M14 |

Modulo uscita
Output sub-assembly
Abtriebseinheit
Module de sortie
Módulo de salida

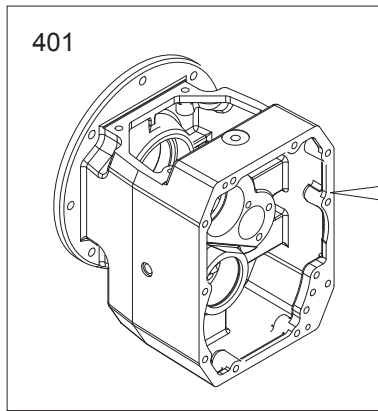


| Pos. | Descrizione | Description | Benennung | Description | Descripción |
|------|-----------------------|------------------|-------------------|------------------------|--------------------------------|
| 152 | Corona veloce | Gear | Zahnrad | Couronne | Corona |
| 211 | Pignone lento | Pinion gear | Ritzel | Pignon | Piñon |
| 212 | Corona lenta | Gear | Zahnrad | Couronne | Corona |
| 401 | Cassa | Housing | Gehäuse | Carter | Caja |
| 402 | Albero lento | Output shaft | Abtriebswelle | Arbre de sortie | Eje de salida |
| 404 | Guarnizione | Gasket | Dichtung | Jointplat | Junta |
| 405 | Coperchio d'ispezione | Inspection cover | Inspektionsdeckel | Couvercle d'inspection | Tapa de inspección |
| 406 | Guarnizione coperchio | Gasket | Dichtung | Jointplat | Junta |
| 407 | Distanziale | Spacer ring | Distanzring | Entretoise | Distanciador |
| 408 | Distanziale | Spacer ring | Distanzring | Entretoise | Distanciador |
| 409 | Anello per cuscinetto | Bearing retainer | Schlußring | Bague de fermeture | Anillo de tope para rodamiento |
| 410 | Pignone | Pinion gear | Ritzel | Pignon | Piñon |
| 411 | Corona | Gear | Zahnrad | Couronne | Corona |
| 412 | Corona | Gear | Zahnrad | Couronne | Corona |

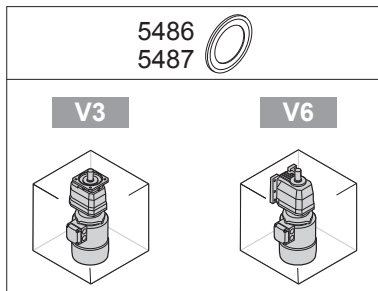
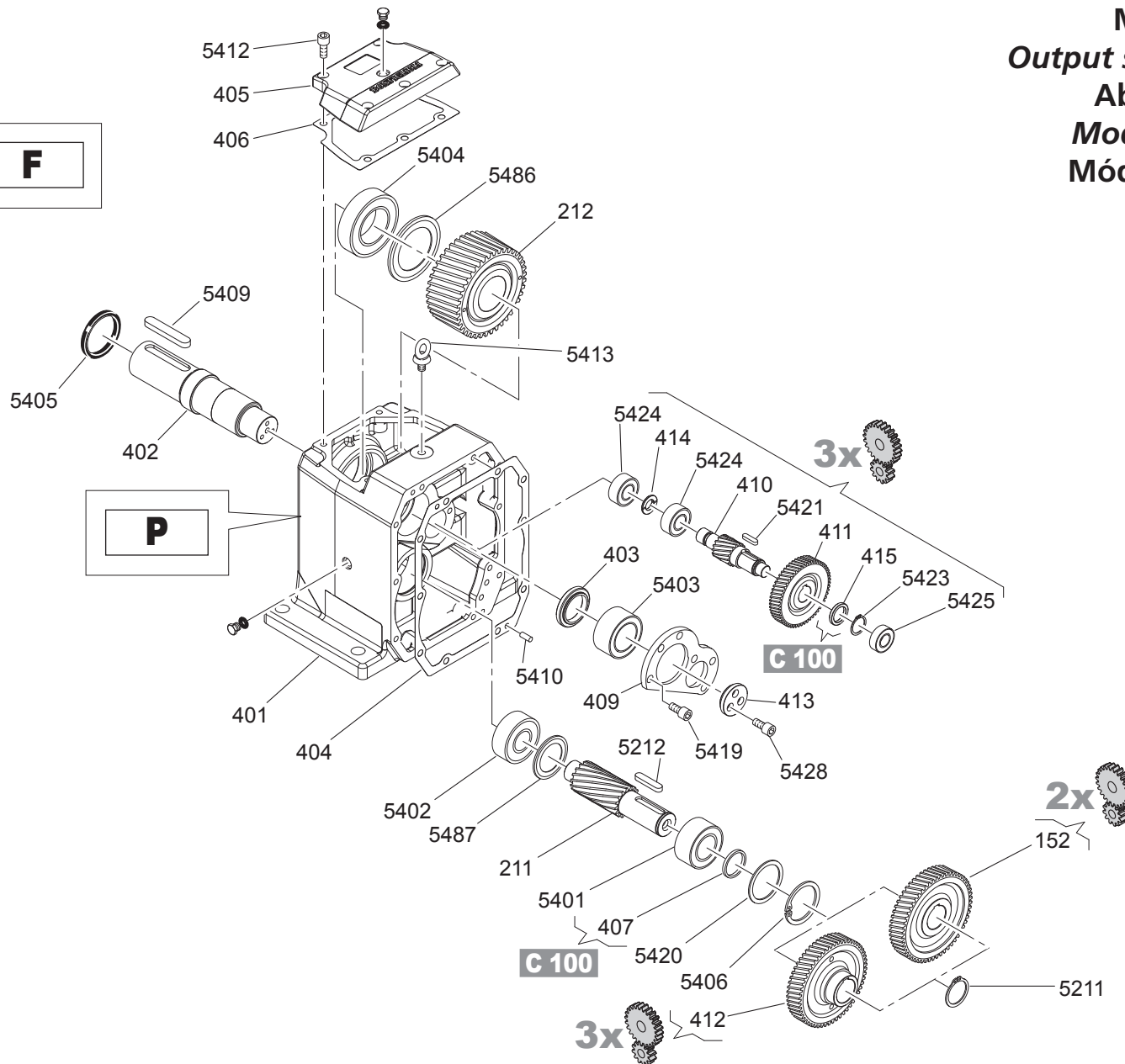
| |  | | | | | |  |  |  | | |
|--------------------------------|---|-------|-------|-------|------|---------|---|---|---|-------------|----------|
| | 5401 | 5402 | 5403 | 5404 | 5424 | 5425 | 5405 | 5413 | 5212 | 5409 | 5421 |
| C 70 2 | 32208 | 33207 | 33110 | 33014 | | | 70x95x10 L | M16 | 12x8x45 B | 18x11x90 A | |
| C 70 3 C 70 4 | 32208 | 33207 | 33110 | 33014 | 4304 | NJ2203E | 70x95x10 L | M16 | 12x8x45 B | 18x11x90 A | 8x7x25 C |
| C 80 2 | 32210 | 32308 | 33112 | 33017 | | | 85x110x12 L | M20 | 14x9x50 B | 22x14x110 A | |
| C 80 3 C 80 4 | 32210 | 32308 | 33112 | 33017 | 4305 | NJ2205 | 85x110x12 L | M20 | 14x9x50 B | 22x14x110 A | 8x7x30 C |

| |  | | |  | |  |  | |  |  | |
|--------------------------------|---|------|------|---|------|---|---|--------|---|---|----------|
| | 5211 | 5422 | 5423 | 5406 | 5426 | 5420 | 5412 | 5419 | 5410 | 5486 | 5487 |
| C 70 2 | 40 | | | 80 | | 68x80x3 R | M12x30 M12x40 | M12x30 | ø8x20 | 33014 AV | 33207 AV |
| C 70 3 C 70 4 | 40 | 20 | 25 | 80 | 52 | 68x80x3 R | M12x30 M12x40 | M12x30 | ø8x20 | 33014 AV | 33207 AV |
| C 80 2 | 50 | | | 90 | | 70x90x3.5 R | M12x30 M12x45 | M12x30 | ø8x20 | 33017 AV | 32308 AV |
| C 80 3 C 80 4 | 50 | 25 | 30 | 90 | 62 | 70x90x3.5 R | M12x30 M12x45 | M12x30 | ø8x20 | 33017 AV | 32308 AV |





Modulo uscita
Output sub-assembly
Abtriebseinheit
Module de sortie
Módulo de salida









F



| Pos. | Descrizione | Description | Benennung | Description | Descripción |
|------|-------------------------------|------------------|-------------------|------------------------|---------------------------------|
| 152 | Corona | Gear | Zahnrad | Couronne | Corona |
| 211 | Pignone | Pinion gear | Ritzel | Pignon | Piñon |
| 212 | Corona | Gear | Zahnrad | Couronne | Corona |
| 401 | Cassa | Housing | Gehäuse | Carter | Caja |
| 402 | Albero lento | Output shaft | Abtriebswelle | Arbre de sortie | Eje de salida |
| 403 | Distanziale | Spacer ring | Distanzring | Entretoise | Distanciador |
| 404 | Guarnizione | Gasket | Dichtung | Jointplat | Junta |
| 405 | Coperchio di ispezione | Inspection cover | Inspektionsdeckel | Couvercle d'inspection | Tapa de inspección |
| 406 | Guarnizione | Gasket | Dichtung | Jointplat | Junta |
| 407 | Distanziale | Spacer ring | Distanzring | Entretoise | Distanciador |
| 409 | Piastra di arresto cuscinetto | Bearing retainer | Ring für Lager | Bague pour roulement | Chapa de fijación de rodamiento |
| 410 | Pignone | Pinion gear | Ritzel | Pignon | Piñon |
| 411 | Corona | Gear | Zahnrad | Couronne | Corona |
| 412 | Corona | Gear | Zahnrad | Couronne | Corona |
| 413 | Golfare | Eyebolt | Ösenschraube | Cheville à oeillet | Perno de argolla |
| 414 | Boccola | Bushing | Buchse | Douille | Casquillo |
| 415 | Distanziale | Spacer ring | Distanzring | Entretoise | Distanciador |

| |  | | | | | |  |  |  | | |
|----------------------------------|---|--------|---------|-------|-------|--------|---|---|---|------------|-----------|
| | 5404 | 5403 | 5402 | 5401 | 5424 | 5425 | 5405 | 5413 | 5409 | 5212 | 5421 |
| C 90 2 | NJ2218 | 32014X | T2ED050 | 33212 | | | 100x130x12 L | M20 | 25x14x140 A | 18x11x82 C | |
| C 90 3 C 90 4 | NJ2218 | 32014X | T2ED050 | 33212 | 33207 | NJ2206 | 100x130x12 L | M20 | 25x14x140 A | 18x11x82 C | 12x8x45 C |
| C 100 2 | NJ2220 | 32016X | 32312 | 33215 | | | 115x150x12 L | M24 | 28x16x180 A | 20x12x90 C | |
| C 100 3 C 100 4 | NJ2220 | 32016X | 32312 | 33215 | 33210 | NJ2306 | 115x150x12 L | M24 | 28x16x180 A | 20x12x90 C | 14x9x50 C |

| |  | |  |  |  | | |  |  | |
|----------------------------------|---|------|---|---|---|--------|--------|---|---|------------|
| | 5211 | 5423 | 5406 | 5420 | 5412 | 5419 | 5428 | 5410 | 5486 | 5487 |
| C 90 2 | 60 | 40 | 110 | 90x110x3.5 R | M16x40 M16x55 | M16x35 | M12x30 | ø12x30 | 2218 AV | T2ED050 AV |
| C 90 3 C 90 4 | 60 | 40 | 110 | 90x110x3.5 R | M16x40 M16x55 | M16x35 | M12x30 | ø12x30 | 2218 AV | T2ED050 AV |
| C 100 2 | 72 | 50 | 130 | 105x130x3.5 R | M16x40 M16x60 | M16x40 | M12x30 | ø14x35 | 22220 AV | 32312 AV |
| C 100 3 C 100 4 | 72 | 50 | 130 | 105x130x3.5 R | M16x40 M16x60 | M16x40 | M12x30 | ø14x35 | 22220 AV | 32312 AV |

C 22 3

C 32 3

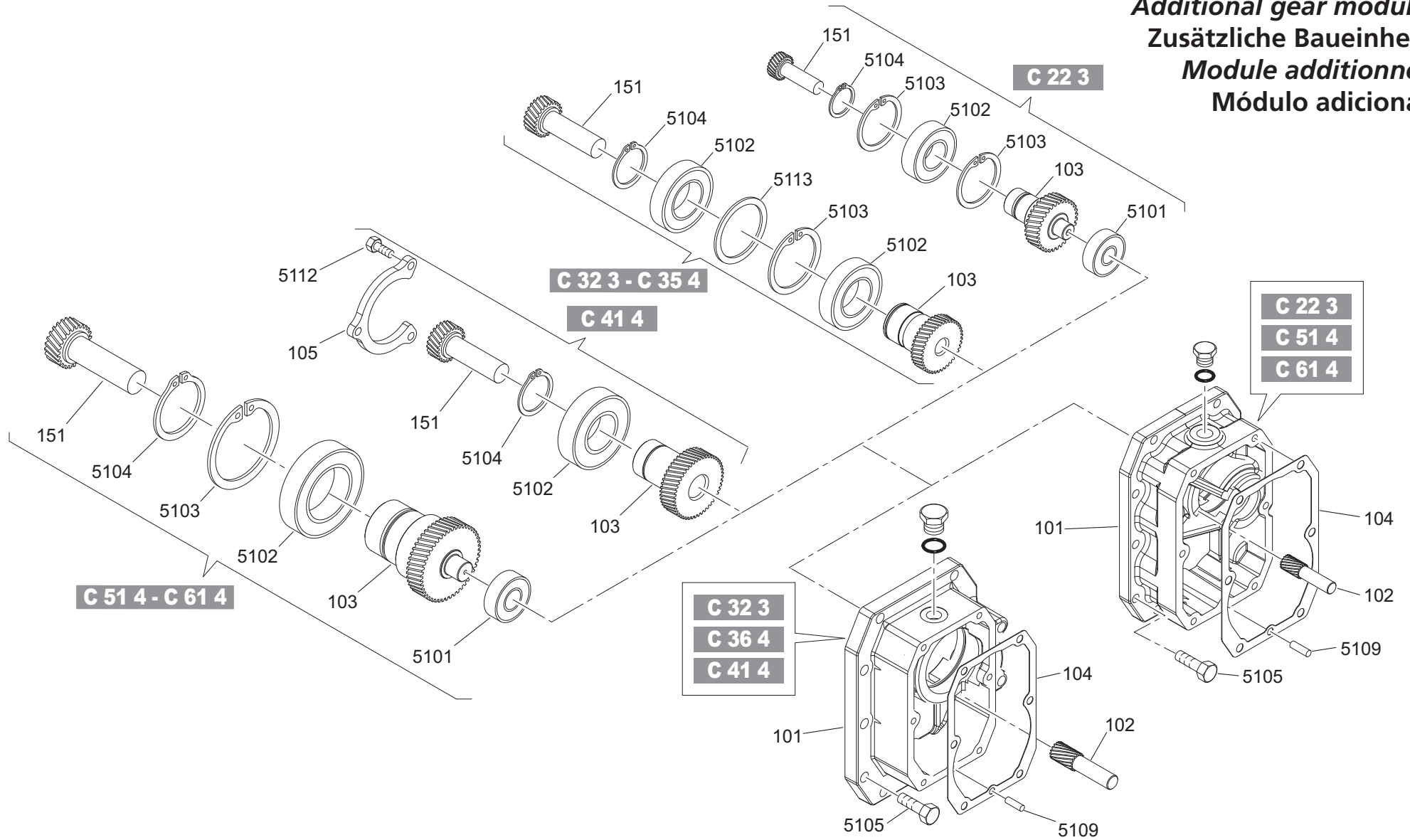
C 36 4

C 41 4








C 51 4

C 61 4

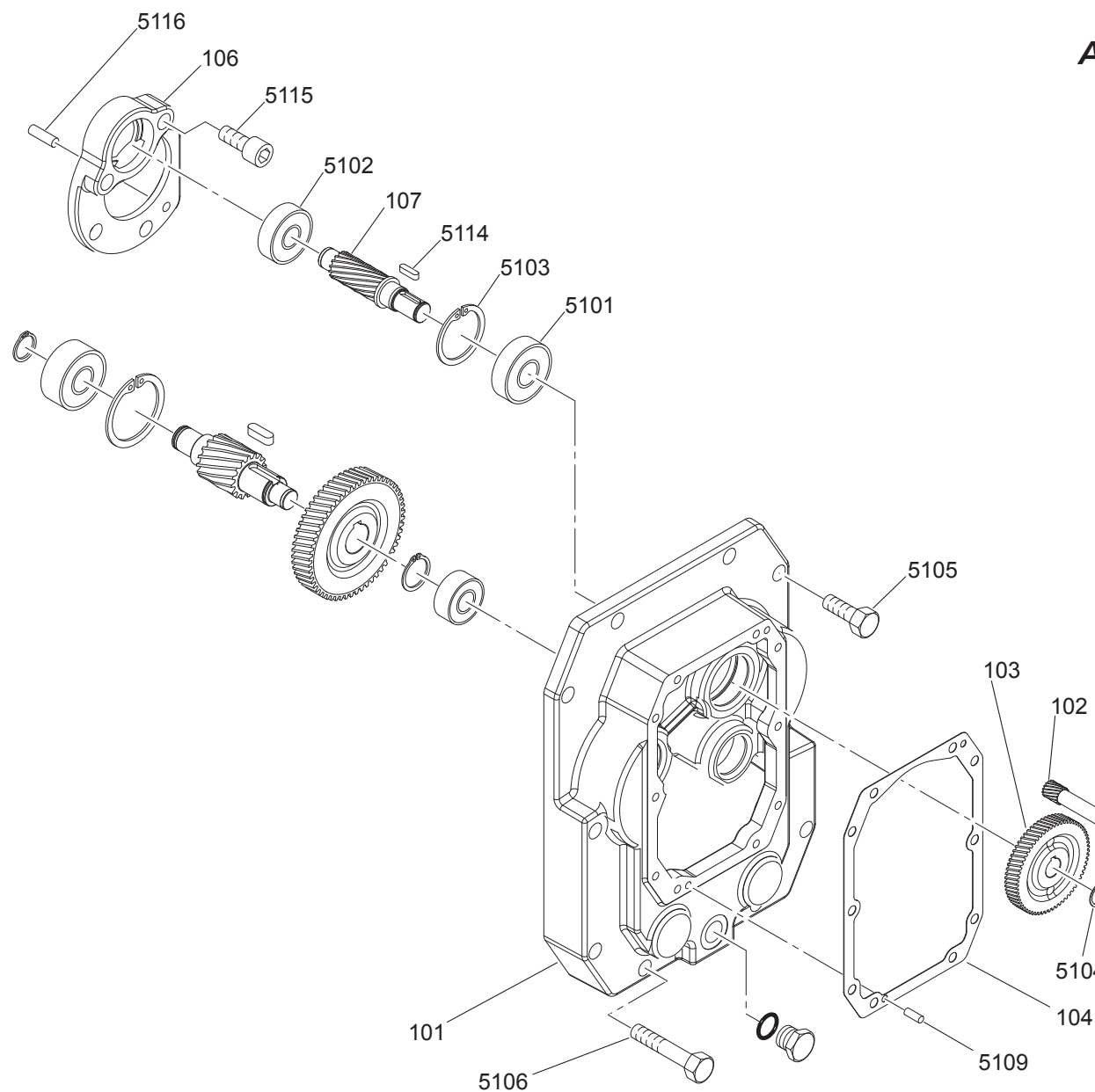
Modulo addizionale
Additional gear module
Zusätzliche Baueinheit
Module additionnel
Módulo adicional










| Pos. | Descrizione | Description | Benennung | Description | Descripción |
|------|----------------------------------|------------------------|------------------------|--------------------|--------------------------------|
| 101 | Modulo addizionale | Additional gear module | Zusätzliche Baueinheit | Module additionnel | Módulo adicional |
| 102 | Pignone | Pinion gear | Ritzel | Pignon | Piñon |
| 103 | Corona | Gear | Zahnrad | Couronne | Corona |
| 104 | Guarnizione | Gasket | Dichtung | Jointplat | Junta |
| 105 | Anello di battuta per cuscinetto | Bearing retainer | Schlußring | Bague de fermeture | Anillo de tope para rodamiento |
| 151 | Pignone | Pinion gear | Ritzel | Pignon | Piñon |

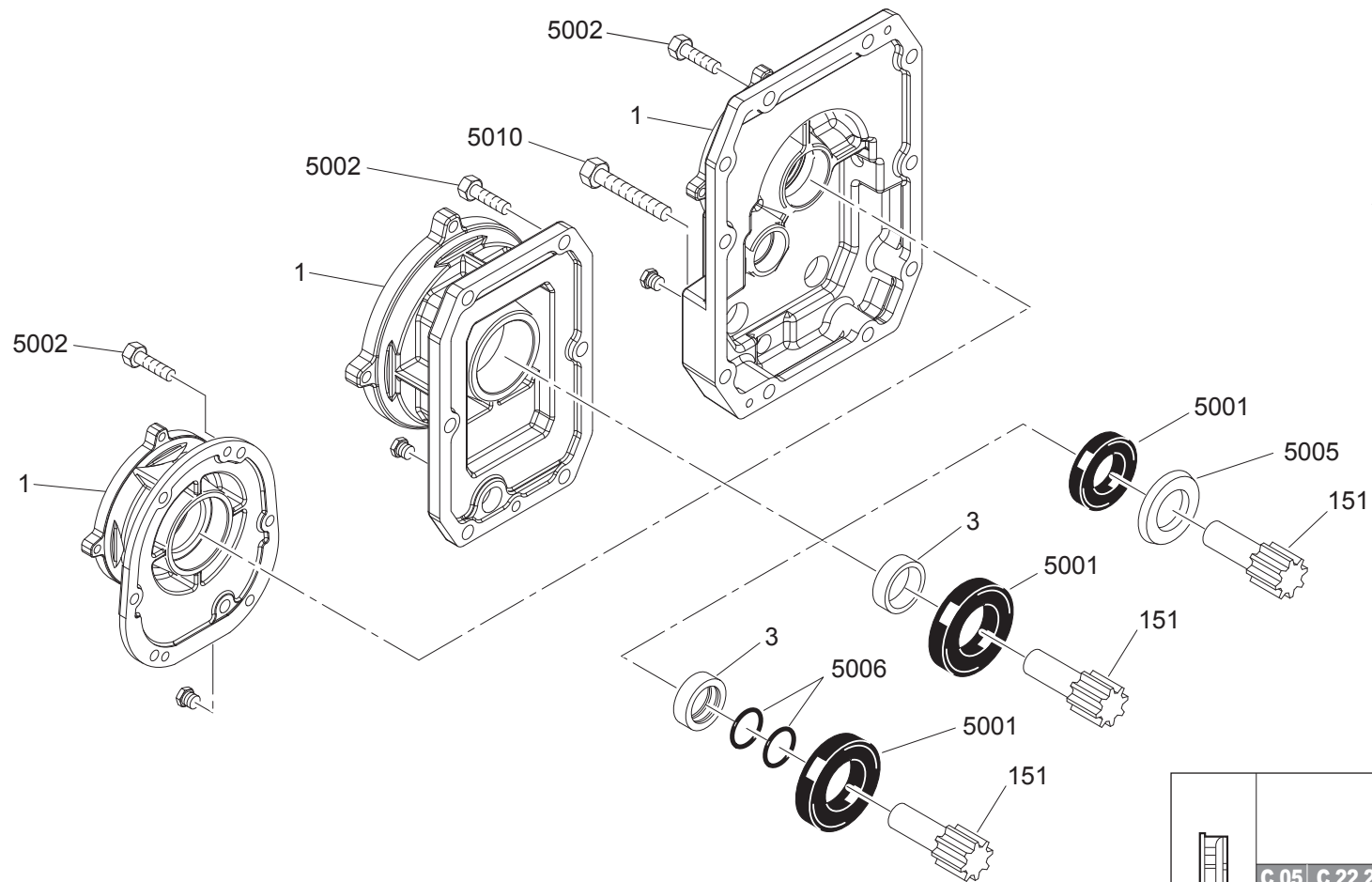
| |  |  |  |  |  |  |  | |
|------------------------|---|---|--|---|---|---|---|-----------|
| | 5101 | 5102 | 5104 | 5103 | 5109 | 5105 | 5112 | 5113 |
| C 22 3 | 6201 2Z | 6004 | 20 | 42 | ø5x16 | M6x20 M6x50 | | |
| C 32 3 - C 36 4 | | 6006 | 30 | 55 | ø5x16 | M8x25 M8x60 | | 45x55x2 R |
| C 41 4 | | 3206-2RS | 30 | | ø5x16 | | M8x25 M8x65 | M6x16 |
| C 51 4 | NJ202 | 6008 | 40 | 68 | ø6x16 | | M10x35 M10x75 | |
| C 61 4 | NJ203 | 6010 | 50 | 80 | ø6x16 | | M10x35 M10x80 | |

Modulo addizionale
Additional gear module
Zusätzliche Baueinheit
Module additionnel
Módulo adicional




| Pos. | Descrizione | Description | Benennung | Description | Descripción |
|------|-------------------------|------------------------|------------------------|--------------------|-------------------------|
| 101 | Modulo addizionale | Additional gear module | Zusätzliche Baueinheit | Module additionnel | Módulo adicional |
| 102 | Pignone | Pinion gear | Ritzel | Pignon | Piñon |
| 103 | Corona | Gear | Zahnrad | Couronne | Corona |
| 104 | Guarnizione | Gasket | Dichtung | Jointplat | Junta |
| 107 | Pignone | Pinion gear | Ritzel | Pignon | Piñon |
| 106 | Supporto per cuscinetto | Bearing support | Lageraufnahme | Support roulement | Soporte para rodamiento |



| |  |  |  |  |  |  |  | | | |
|----------------|---|---|---|--|---|---|---|-------|----------|------------------|
| | 5101 | 5102 | 5103 | 5104 | 5105 | 5106 | 5109 | 5116 | 5114 | 5115 |
| C 70 4 | 6304 | 6303 | 52 | 17 | M12x35 | M12x65 | ø6x16 | ø8x26 | 5x5x19 C | M12x30 M12x40 |
| C 80 4 | 6404 | 6304 | 72 | 20 | M12x35 | M12x65 | ø6x16 | ø8x30 | 6x6x25 C | M12x30 |
| C 90 4 | 6306 | 6305 | 72 | 25 | M16x50 | M16x80 | ø6x16 | | 8x7x25 C | M16x35 |
| C 100 4 | 6406 | 6306 | 90 | 30 | M16x55 | | ø6x16 | | 8x7x30 C | M16x45 |




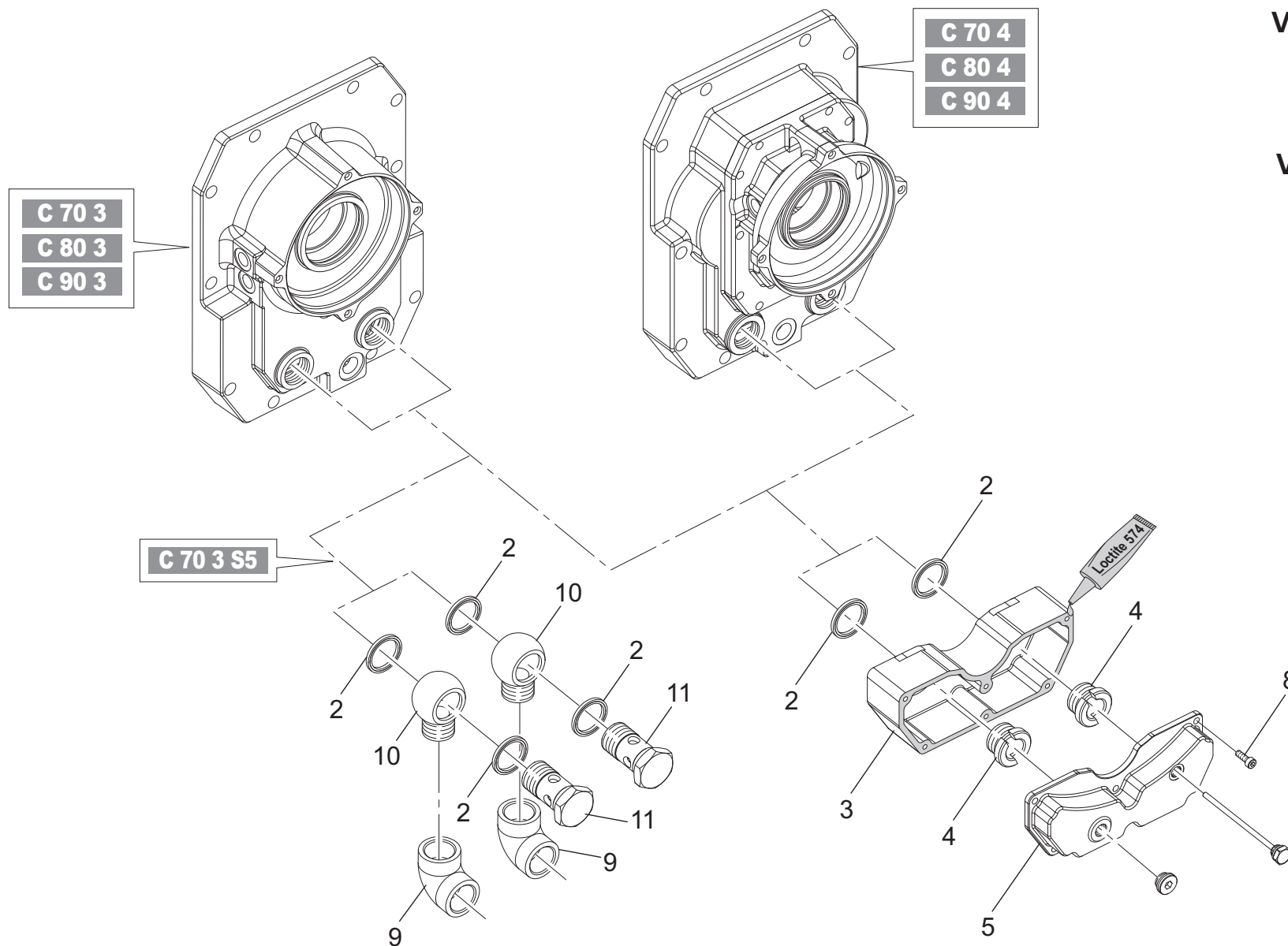
Interfaccia per motore compatto
Compact motor interface
S Baueinheit
Module S
Adaptador para motor compacto

| |  OR 5006 | | | | |
|------------|---|---|--|--|-----------|
| | C 05 | C 22 2 - C 32 2 C 36 2/3 - C 41 4 C 51 4 - C 61 4 | C 41 2/3 - C 51 2/3 C 70 4 - C 80 4 C 90 4 - C 100 4 | C 61 2/3 - C 71 2/3 C 80 2/3 - C 90 2/3 | C 100 2/3 |
| S0 | | | | | |
| S05 | 4081 | | | | |
| S1 | 4081 | | | | |
| S2 | | 4137 | 4137 | 4137 | |
| S3 | | 4137 | 4137 | 4137 | |
| S4 | | 149 | 149 | 149 | 149 |
| S5 | | | 149 | 149 | 149 |

| Pos. | Descrizione | Description | Benennung | Description | Descripción |
|------|-------------|-------------|-----------|-------------|-------------|
| 1 | Coperchio | Cover | Deckel | Couvercle | Tapa |
| 3 | Boccola | Bushing | Buchse | Douille | Casquillo |
| 151 | Pignone | Pinion gear | Ritzel | Pignon | Piñon |

| | 5001  | | | | | | | | | | | | | 5005  |
|-----|--|------------------------|--|------------------------|------------------------|------------------------|---------------------------------------|-------------------------------------|-------------------------------------|--------------------------|--------------------------|-------------------------------------|--------------------------|--|
| | C 05 | C 12 | C 22 2 - C 32 2 C 36 2/3 C 51 4 - C 61 4 | C 22 3 | C 32 3 | C 36 4 | C 41 2/3 C 51 2/3 C 70 - C 80 4 | C 41 4 | C 61 2/3 | C 70 2/3 | C 80 2/3 C 90 2/3 | C 90 4 C 100 4 | C 100 2/3 | |
| S0 | 15x30x7 L | | | | | | | | | | | | | |
| S05 | 20x47x7 L 25x47x7 L | 20x35x7 L 25x35x7 L | | 20x35x7 L 25x35x7 L | 20x35x7 L 25x35x7 L | | | 20x35x7 L 25x35x7 L | | | | | | 20x35x4 |
| S1 | 20x47x7 L 25x47x7 L 35x47x7 L | 20x35x7 L 25x35x7 L | 20x35x7 L 25x35x7 L | 20x35x7 L 25x35x7 L | 20x35x7 L 25x35x7 L | 20x35x7 L 25x35x7 L | 20x35x7 L 25x35x7 L | 20x35x7 L 25x35x7 L | | | | | | 20x35x4 |
| S2 | | 35x55x8 L | 35x55x8 L 42x55x8 L 45x55x6 L | | 35x55x8 L | 35x55x8 L | 35x55x8 L 42x55x8 L 45x55x6 L | 35x55x8 L 42x55x8 L 45x55x6 L | 35x55x8 L 42x55x8 L 45x55x6 L | 35x55x8 L 42x55x8 L | | 35x55x8 L 42x55x8 L 45x55x6 L | | 35x52x4.5 |
| S3 | | 35x62x7 L 48x62x8 L | 35x62x7 L 48x62x8 L | | | 35x62x7 L 48x62x8 L | 35x62x7 L 48x62x8 L | 35x62x7 L 48x62x8 L | 35x62x7 L 48x62x8 L | 35x62x7 L | 35x62x7 L | 35x62x7 L 48x62x8 L | | 35x52x4.5 |
| S4 | | | | | | | 45x85x10 L 65x85x10 L | | 45x85x10 L 65x85x10 L | 45x85x10 L 65x85x10 L | 45x85x10 L 65x85x10 L | 45x85x10 L 65x85x10 L | 45x85x10 L 65x85x10 L | 45x62x4.5 |
| S5 | | | | | | | | | 45x85x10 L 65x85x10 L | 45x85x10 L 65x85x10 L | 45x85x10 L 65x85x10 L | | 45x85x10 L 65x85x10 L | 45x62x4.5 |



| | 5002  | | | | | | | | | | | | | | | 5010 | | | | | | | |
|-----|---|-------|----------------|--------|---------------------------------------|----------------|----------------|----------|----------------|----------|----------|----------|------------------|----------|----------|-------------------|-----------|----------|----------|----------|--------|--------|--------|
| | C 05 | C 12 | C 22 2 | C 22 3 | C 32 2 C 36 2/3 C 51 4 - C 61 4 | C 32 3 | C 36 4 | C 41 2/3 | C 41 4 | C 51 2/3 | C 61 2/3 | C 70 2/3 | C 70 4 C 80 4 | C 80 2/3 | C 90 2/3 | C 90 4 C 100 4 | C 100 2/3 | C 70 2/3 | C 80 2/3 | C 90 2/3 | | | |
| S0 | M6x20 | | | | | | | | | | | | | | | | | | | | | | |
| S05 | M6x20 | M6x22 | | M6x20 | | M6x18 M6x20 | | M6x20 | | | | | | | | | | | | | | | |
| S1 | M6x20 | M6x22 | M6x18 M6x22 | M6x22 | M8x25 | M6x20 M6x22 | M6x20 M6x22 | M8x25 | M6x16 M6x20 | M10x30 | | | M8x20 M8x25 | | | | | | | | | | |
| S2 | | M6x22 | M6x22 | | M8x25 | M6x20 M6x22 | M6x20 M6x22 | M8x25 | M6x20 | M10x30 | M10x30 | M12x35 | M8x20 M8x25 | | | M10x25 M10x30 | | M12x65 | | | | | |
| S3 | | M6x22 | M6x22 | | M8x25 | | M6x20 M6x22 | M8x25 | M6x20 | M10x30 | M10x30 | M12x35 | M8x20 M8x25 | M12x35 | M16x50 | M10x25 M10x30 | | M12x65 | M12x65 | M16x80 | | | |
| S4 | | | | | | | | M8x25 | | M10x30 | M10x30 | M12x35 | M8x20 M8x25 | M12x35 | M16x50 | M10x25 M10x30 | M16x55 | M12x65 | M12x65 | M16x80 | | | |
| S5 | | | | | | | | | | | | | | M10x30 | M12x35 | | M12x35 | M16x50 | | M16x55 | M12x65 | M12x65 | M16x80 |



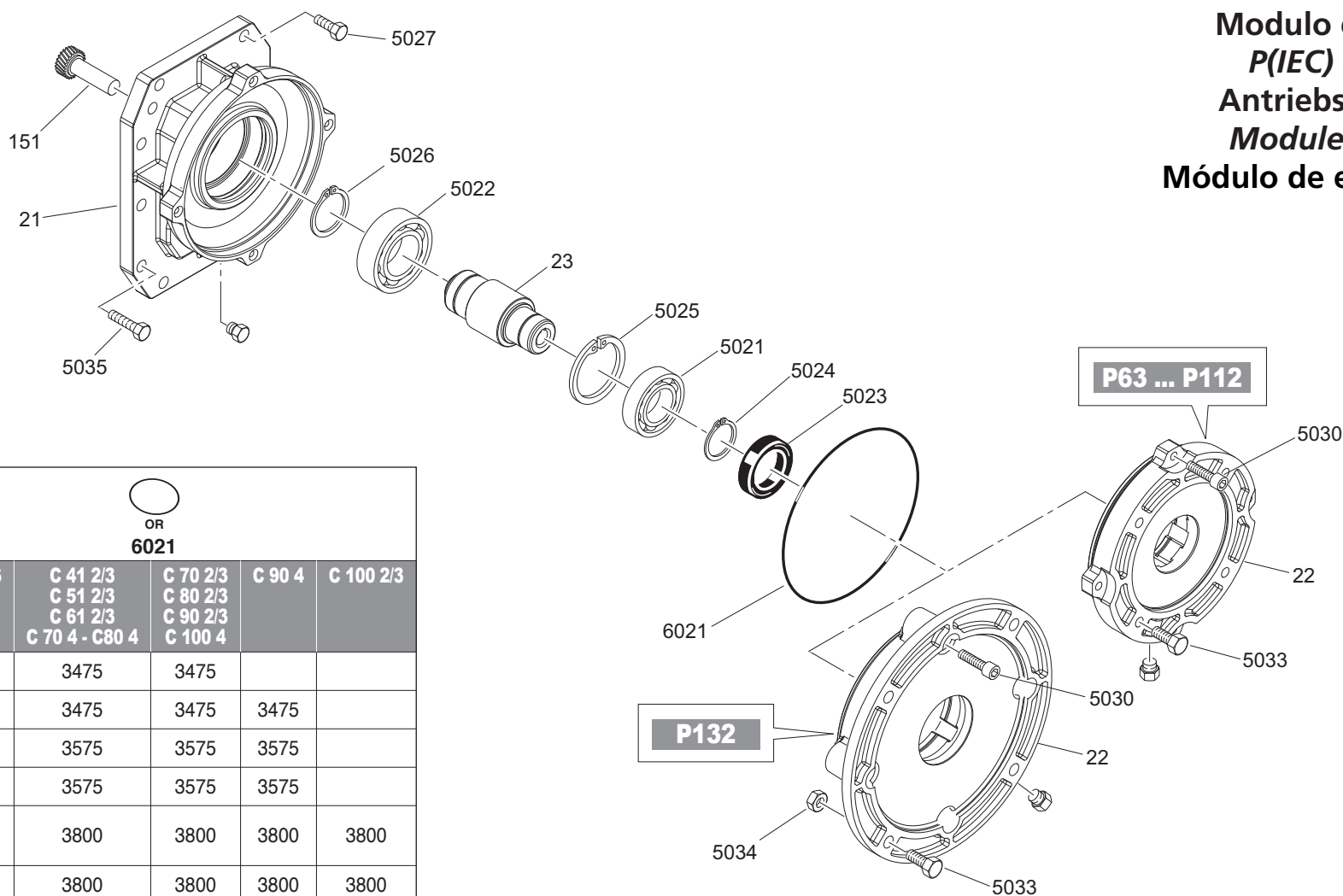
Vaso di espansione
Expansion tank
Olüberlaufgefäß
Vase d'expansion
Vaso de expansión

Utilizzare LOCTITE 574 o similare in quanto a proprietà e campo di utilizzo / Use LOCTITE 574 or similar in terms of characteristics and applications / LOCTITE 574 oder in punkto Eigenschaften und Anwendungsbereich gleichwertige Mittel benutzen / Utiliser LOCTITE 574 ou un produit équivalent en ce qui concerne les propriétés et la plage d'utilisation / Utilice LOCTITE 574 o similar en cuanto a propiedades y ámbito de utilización

| Pos. | Descrizione | Description | Benennung | Description | Descripción |
|------|--------------------|----------------|--------------------|------------------|--------------------|
| 3 | Vaso espansione | Expansion tank | Olüberlaufgefaß | Vase d'expansion | Vaso de expansión |
| 4 | Vite forata | Bored screw | Lochschraube | Vis percée | Tornillo perforado |
| 5 | Coperchio | Cover | Deckel | Couvercle | Tapa |
| 9 | Raccordo | Elbow pipe | Anschluss | Raccord | Racor |
| 10 | Anello orientabile | Rotating ring | Ausrichtbarer Ring | Bague orientable | Anillo orientable |
| 11 | Vite forata | Bored screw | Lochschraube | Vis percée | Tornillo perforado |




| |  2 | | | | | |  8 | | | | | |
|-----------|---|-----------|-----------|-----------|-----------|-----------|---|--------|--------|--------|--------|--------|
| | C 70 3 | C 70 4 | C 80 3 | C 80 4 | C 90 3 | C 90 4 | C 70 3 | C 70 4 | C 80 3 | C 80 4 | C 90 3 | C 90 4 |
| S2 | USIT 33.9 | USIT 33.9 | | USIT 33.9 | | USIT 33.9 | M6x18 | M6x18 | | M6x18 | | M8x20 |
| S3 | USIT 33.9 | USIT 33.9 | USIT 33.9 | USIT 33.9 | USIT 33.9 | USIT 33.9 | M6x18 | M6x18 | M6x18 | M6x18 | M8x20 | M8x20 |
| S4 | USIT 33.9 | USIT 33.9 | USIT 33.9 | USIT 33.9 | USIT 33.9 | USIT 33.9 | M6x18 | M6x18 | M6x18 | M6x18 | M8x20 | M8x20 |
| S5 | USIT 33.9 | | USIT 33.9 | | USIT 33.9 | | M6x18 | | M6x18 | | M8x20 | |





Modulo entrata P(IEC)
P(IEC) input module
Antriebseinheit P(IEC)
Module entree P(IEC)
Módulo de entrada P(IEC)



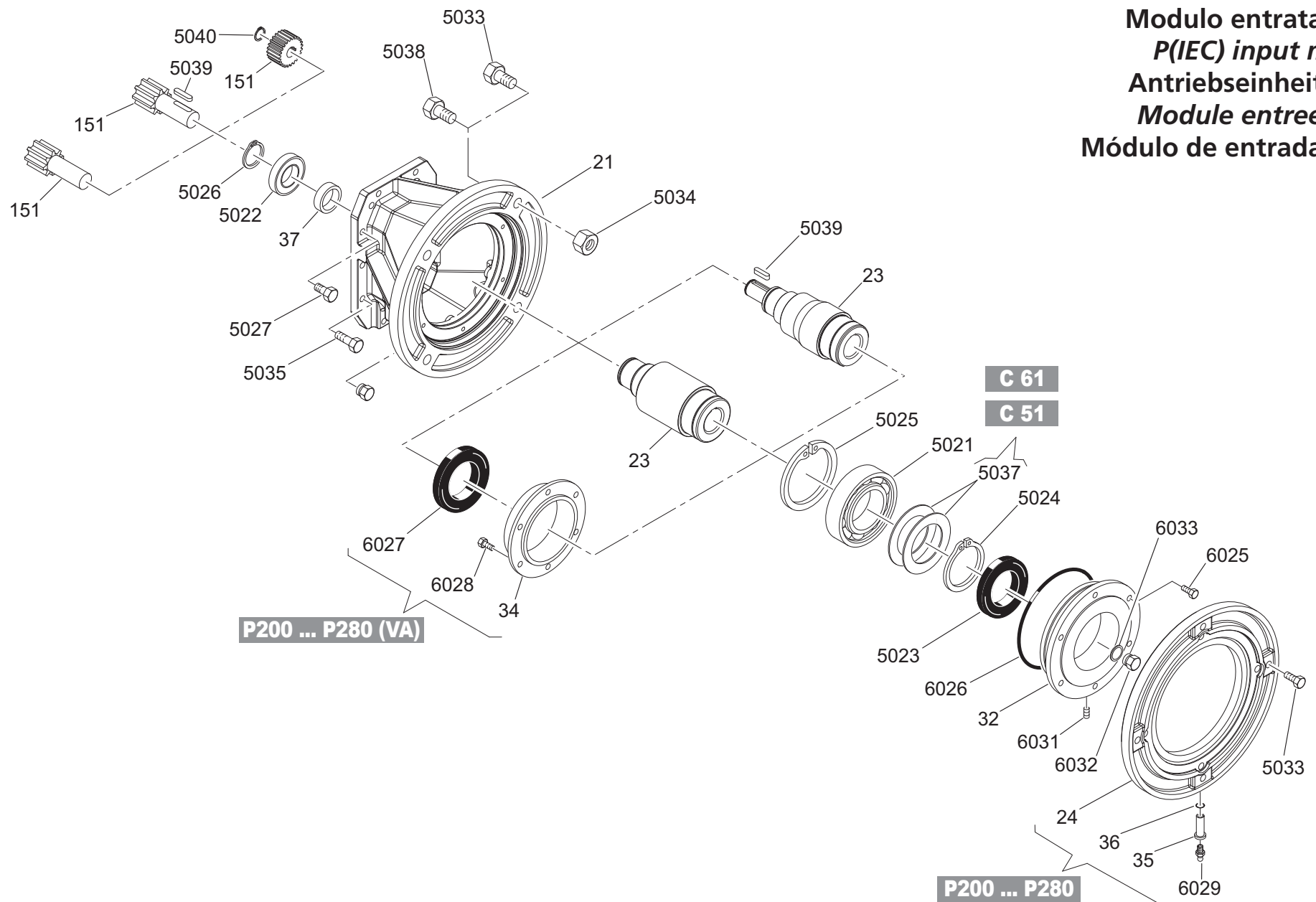
| | OR 6021 | | | | |
|----------------------------|---|--|---|--------|-----------|
| | C 12 ... C 36 C 41 4 C 51 4 C 61 4 | C 41 2/3 C 51 2/3 C 61 2/3 C 70 4 - C80 4 | C 70 2/3 C 80 2/3 C 90 2/3 C 100 4 | C 90 4 | C 100 2/3 |
| P63 | 3475 | 3475 | 3475 | | |
| P71 | 3475 | 3475 | 3475 | 3475 | |
| P80 | 3575 | 3575 | 3575 | 3575 | |
| P90 | 3575 | 3575 | 3575 | 3575 | |
| P100 P112 | 3575 | 3800 | 3800 | 3800 | 3800 |
| P132 | 3800 | 3800 | 3800 | 3800 | 3800 |

| Pos. | Descrizione | Description | Benennung | Description | Descripción |
|------|---------------|-------------|---------------|--------------|----------------|
| 21 | Coperchio | Cover | Deckel | Couvercle | Tapa |
| 22 | Flangia | Flange | Flansch | Bride | Brida |
| 23 | Albero veloce | Input shaft | Antriebswelle | Arbre rapide | Eje de entrada |
| 151 | Pignone | Pinion gear | Ritzel | Pignon | Piñon |
















| |  | | | | | | | | | | | |  | | |  | | | |
|----------------------|---|---------------------------------------|------------------|----------|--------|----------------------|----------------------|------------------|----------|------------------|-----------|------------------|---|----------------------|----------|---|---|----------------|------|
| | 5027 | | | | | | | | | | | | 5033 | 5035 | | 5030 | | | 5034 |
| | C 12 C 22 | C 32 2 C 36 2/3 C 51 4 - C 61 4 | C 32 3 C 36 4 | C 41 2/3 | C 41 4 | C 51 2/3 C 61 2/3 | C 70 2/3 C 80 2/3 | C 70 4 C 80 4 | C 90 2/3 | C 90 4 | C 100 2/3 | C 100 4 | | C 70 2/3 C 80 2/3 | C 90 2/3 | C 12 ... C 36 C 41 4 - C 51 4 C 61 4 | C 41 2/3 - C 51 2/3 C 61 2/3 C 70 ... C 100 | C 41 ... C 100 | |
| P63 | M6x22 | M8x25 | M6x20 M6x22 | M8x25 | M6x20 | M10x30 | | M8x20 M8x25 | | | | | M8x20 | | | M5x20 | M5x20 | | |
| P71 | M6x22 | M8x25 | M6x20 M6x22 | M8x25 | M6x20 | M10x30 | | M8x20 M8x25 | | M10x25 M10x30 | | | M8x20 | | | M5x20 | M5x20 | | |
| P80 | M6x22 | M8x25 | M6x20 M6x22 | M8x25 | M6x20 | M10x30 | M12x35 | M8x20 M8x25 | M16x50 | M10x25 M10x30 | | M10x25 M10x30 | M10x22 | M12x65 | M16x85 | M6x25 | M6x25 | | |
| P90 | M6x22 | M8x25 | M6x20 M6x22 | M8x25 | M6x20 | M10x30 | M12x35 | M8x20 M8x25 | M16x50 | M10x25 M10x30 | | M10x25 M10x30 | M10x22 | M12x65 | M16x85 | M6x25 | M6x25 | | |
| P100 P112 | M6x22 | M8x25 | M6x20 M6x22 | M8x25 | M6x20 | M10x30 | M12x35 | M8x20 M8x25 | M16x50 | M10x25 M10x30 | M16x55 | M10x25 M10x30 | M12x30 | M12x65 | M16x85 | M6x30 | M8x25 | | |
| P132 | | | | M8x25 | | M10x30 | M12x35 | M8x20 M8x25 | M16x50 | M10x25 M10x30 | M16x55 | M10x25 M10x30 | M12x50 | M12x65 | M16x85 | | M8x25 | M12 | |



| |  | |  | | | | | | | |  | | |  |
|----------------------|---|----------|---|------------------------------|--|----------------------------------|-------------------|-----------|-------------------|----|---|---|----|---|
| | 5023 | 5021 | 5022 | | | | | | | | 5024 | 5026 | | 5025 |
| | | | C 12 - C 32 - C 36 C 22 3 C 51 4 - C 61 4 | C 22 2 C 41 4 | C 41 2/3 - C 51 2/3 C 61 2/3 C 70 4 - C 80 4 | C 70 2/3 C 80 2/3 C 90 2/3 | C 90 4 | C 100 2/3 | C 100 4 | | C 12 ... C 36 C 41 4 - C 51 4 C 61 4 | C 41 2/3 - C 51 2/3 C 61 2/3 C 70 ... C 100 | | |
| P63 | 25x42x7 L | 6005-2RS | 6006 | 6006 6006-2Z | 6006 | | | | | 25 | 30 | 30 | 47 | |
| P71 | 25x42x7 L | 6005-2RS | 6006 | 6006 6006-2Z | 6006 | | 6006 | | | 25 | 30 | 30 | 47 | |
| P80 | 40x62x7 L | 6008-2RS | 6007 6007 ETN9 | 6007 6007-2Z 6007 ETN9 | 6007 6007 ETN9 | 6007 6007 ETN9 | 6007 6007 ETN9 | | 6007 6007 ETN9 | 40 | 35 | 35 | 68 | |
| P90 | 40x62x7 L | 6008-2RS | 6007 6007 ETN9 | 6007 6007-2Z 6007 ETN9 | 6007 6007 ETN9 | 6007 6007 ETN9 | 6007 6007 ETN9 | | 6007 6007 ETN9 | 40 | 35 | 35 | 68 | |
| P100 P112 | 45x72x8 L | 6009-2RS | 6007 ETN9 | 6007 6007-2Z 6007 ETN9 | 6209 | 6209 | 6209 | 6209 | 6209 | 45 | 35 | 45 | 75 | |
| P132 | 55x80x8 L | 6012-2RS | | | 6209 | NJ209E | 6209 | NJ209E | 6209 | 60 | | 45 | 95 | |

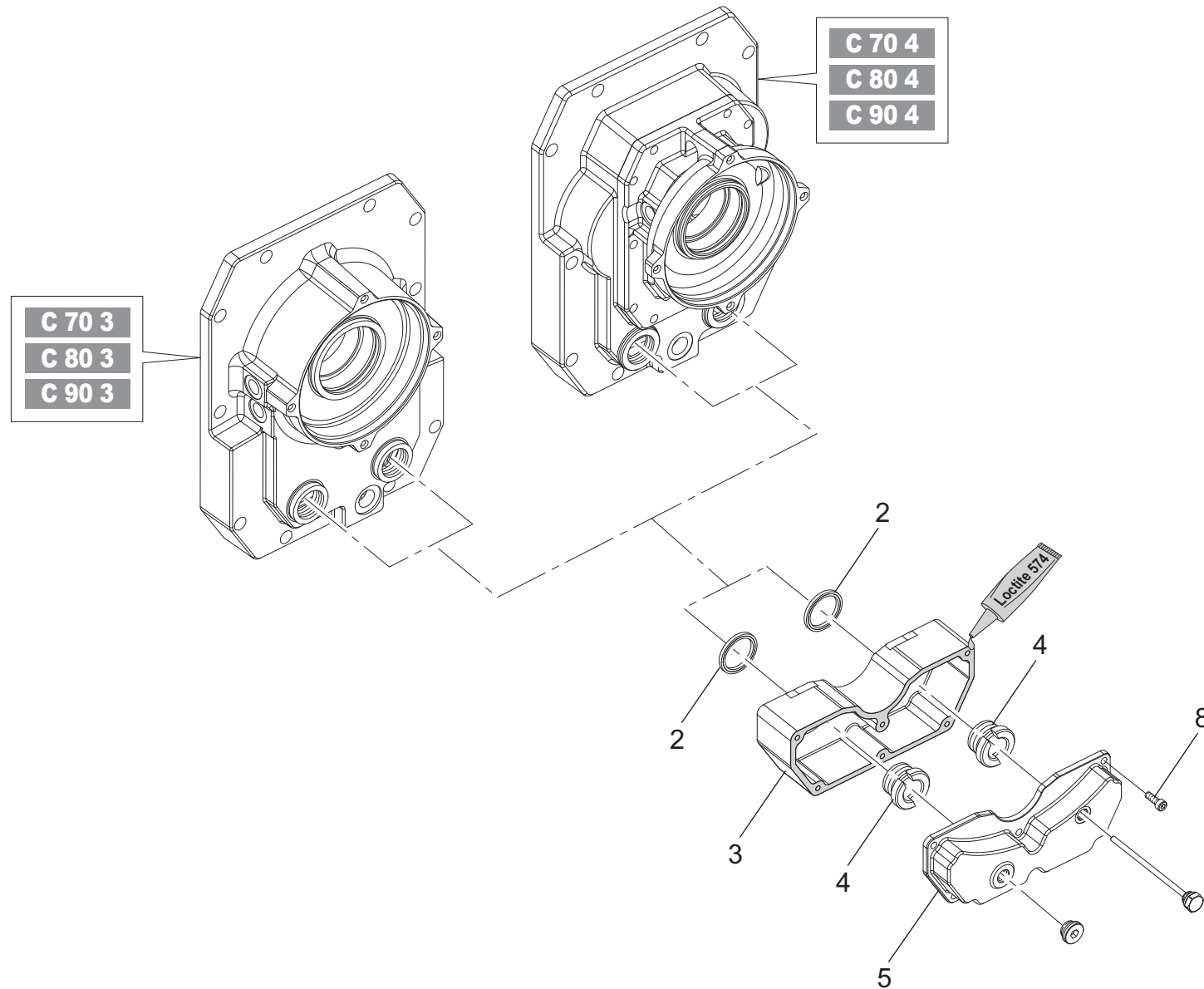
**Modulo entrata P(IEC)
P(IEC) input module
 Antriebseinheit P(IEC)
Module entree P(IEC)
 Módulo de entrada P(IEC)**



| Pos. | Descrizione | Description | Benennung | Description | Descripción |
|------|------------------------------|-------------------------|-------------------------------------|----------------------------------|---------------------------------------|
| 21 | Coperchio | Cover | Deckel | Couvercle | Tapa |
| 23 | Albero veloce | Input shaft | Antriebswelle | Arbre rapide | Eje de entrada |
| 24 | Controflangia | Adapter motor flange | Gegenflansch | Contre-bride | Contrabrida |
| 32 | Cappello per cuscinetto | Bearing holder | Deckel | Capuchon | Sombbrero para rodamiento |
| 34 | Boccola per anello di tenuta | Oilseal bushing | Dichtringbuchse | Bague pour joint d'étanchéité | Casquillo para anillo de estanqueidad |
| 35 | Prolunga per ingrassatore | Grease nipple extension | Verlängerung für Schmiervorrichtung | Rallonge de système de graissage | Prolongador para inyector de engrase |
| 36 | Guarnizione in rame | Copper gasket | Kupferdichtung | Joins en cuivre | Junta de cobre |
| 37 | Distanziale | Spacer ring | Distanzring | Entretoise | Distanciador |
| 151 | Pignone | Pinion gear | Ritzel | Pignon | Piñon |

| |  |  |  |  |  |  |  |  |  |  |  |  |  |  |  | |
|----------------------|---|---|---|---|---|---|---|---|---|---|---|---|---|---|---|----------------------|
| | 5021 | 5022 | 5039 | 5024 | 5026 | 5040 | 5025 | 5037 | 5034 | 6029 | 6031 | 6032 | 6033 | 5023 | 6027 | |
| | | | | | | | | C 51 - C 61 | | C 80 ... C 100 | C 80 ... C 100 | C 80 ... C 100 | C 80 ... C 100 | C 51 - C 61 | C 70 ... C 100 | C 70 ... C 100 |
| P160 | 6016 6016 2RS 6216 6216 2RS | NUP210 6210 NUP310 6310 | 8x7x45 A | 80 | 50 | 30 | 125 140 | 80x100x2 P | M16 | | | | | 80x110x10 L | 80x110x10 L | |
| P180 | 6016 6016 2RS 6216 6216 2RS | NUP210 NUP310 6310 6212 | 8x7x45 A 14x9x57 C | 80 | 50 60 | 30 48 | 125 140 | 80x100x2 P | M16 | | | | | 80x110x10 L | 80x110x10 L | |
| P200 ... P280 | 6216 6216 2RS 3216 | 6310 NUP310 6212 NUP2212 | 8x7x45 A 14x9x57 C | 80 | 50 60 | 30 48 | 140 | | | M6 | M10x14 | M42x2 | 42x50x1.5 | | 80x110x10 L | 90x120x12 L |



| |  | | | | | | | | | | | |  | | |
|----------------------|---|--------|--------|--------|--------|--------|-------------|--------------|-------------|-------------|--------------|----------------|---|-------------|--------------|
| | 5027 | | | | | | 5033 | | 5035 | 6025 | | 5038 | 6028 | OR 6026 | |
| | C 51 | C 61 | C 70 | C 80 | C 90 | C 100 | C 51 - C 61 | C 70...C 100 | C 70...C 90 | C 51...C 61 | C 70...C 100 | C 70 ... C 100 | C 80...C 100 | C 51 - C 61 | C 70...C 100 |
| P160 | M10x30 M10x35 M10x45 | M10x35 | M12x40 | M12x40 | M16x50 | M16x55 | M16x60 | M16x60 | M12x65 | M8x25 | M8x25 | | | 3725 | 3725 |
| P180 | M10x30 M10x35 M10x45 | M10x35 | M12x40 | M12x40 | M16x50 | M16x55 | M16x60 | M16x60 | M12x65 | M8x25 | M8x25 | | | 3725 | 3725 |
| P200 ... P280 | | | M12x40 | M12x40 | M16x50 | M16x55 | | M16x35 | M12x65 | | M8x25 | M16x40 | M6x16 | | 3725 |



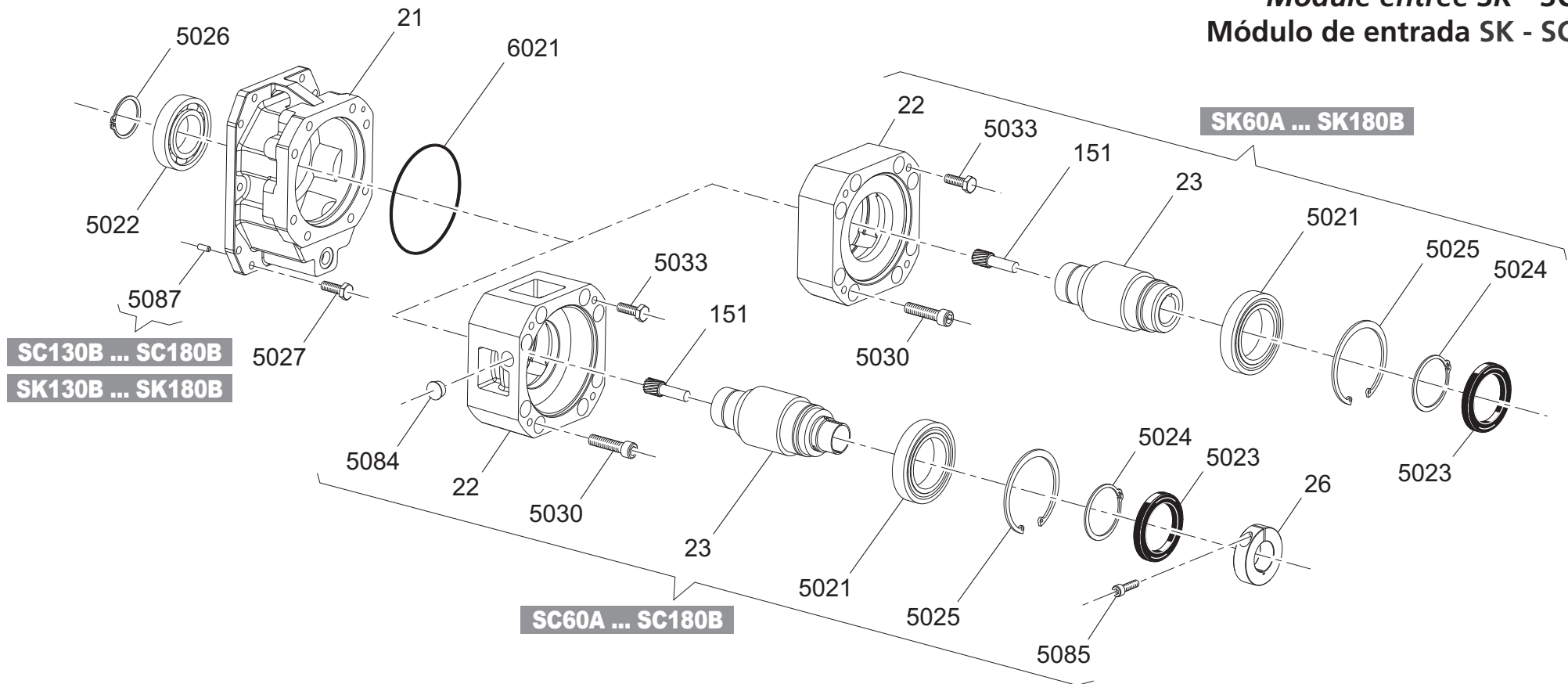
Vaso di espansione
Expansion tank
Olüberlaufgefäß
Vase d'expansion
Vaso de expansión

Utilizzare LOCTITE 574 o similare in quanto a proprietà e campo di utilizzo / Use LOCTITE 574 or similar in terms of characteristics and applications / LOCTITE 574 oder in punkto Eigenschaften und Anwendungsbereich gleichwertige Mittel benutzen / Utiliser LOCTITE 574 ou un produit équivalent en ce qui concerne les propriétés et la plage d'utilisation / Utilice LOCTITE 574 o similar en cuanto a propiedades y ámbito de utilización

| Pos. | Descrizione | Description | Benennung | Description | Descripción |
|------|-----------------|----------------|-----------------|------------------|--------------------|
| 3 | Vaso espansione | Expansion tank | Olüberlaufgefaß | Vase d'expansion | Vaso de expansión |
| 4 | Vite forata | Bored screw | Lochschraube | Vis percée | Tornillo perforado |
| 5 | Coperchio | Cover | Deckel | Couvercle | Tapa |

| |  2 | | | | | |  8 | | | | | |
|----------------------------|---|-----------|-----------|-----------|-----------|-----------|---|--------|--------|--------|--------|--------|
| | C 70 3 | C 70 4 | C 80 3 | C 80 4 | C 90 3 | C 90 4 | C 70 3 | C 70 4 | C 80 3 | C 80 4 | C 90 3 | C 90 4 |
| P63 P71 | | USIT 33.9 | | USIT 33.9 | | USIT 33.9 | | M6x18 | | M6x18 | | M8x20 |
| P80 P90 | USIT 33.9 | USIT 33.9 | USIT 33.9 | USIT 33.9 | USIT 33.9 | USIT 33.9 | M6x18 | M6x18 | M6x18 | M6x18 | M8x20 | M8x20 |
| P100 P112 | USIT 33.9 | USIT 33.9 | USIT 33.9 | USIT 33.9 | USIT 33.9 | USIT 33.9 | M6x18 | M6x18 | M6x18 | M6x18 | M8x20 | M8x20 |
| P132 | USIT 33.9 | USIT 33.9 | USIT 33.9 | USIT 33.9 | USIT 33.9 | USIT 33.9 | M6x18 | M6x18 | M6x18 | M6x18 | M8x20 | M8x20 |

Modulo entrata SK - SC
 SK - SC input module
 Antriebseinheit SK - SC
 Module entree SK - SC
 Módulo de entrada SK - SC

















SC130B ... SC180B
 SK130B ... SK180B


SK60A ... SK180B



SC60A ... SC180B

| Pos. | Descrizione | Description | Benennung | Description | Descripción |
|------|----------------|--------------|---------------|------------------|-----------------|
| 21 | Coperchio | Cover | Deckel | Couvercle | Tapa |
| 22 | Flangia motore | Motor flange | Motorflansch | Bride moteur | Brida del motor |
| 23 | Albero veloce | Input shaft | Antriebswelle | Arbre rapide | Eje de entrada |
| 26 | Morsetto | Clamp | Klemme | Bague de serrage | Borne |
| 151 | Pignone | Pinion gear | Ritzel | Pignon | Piñon |

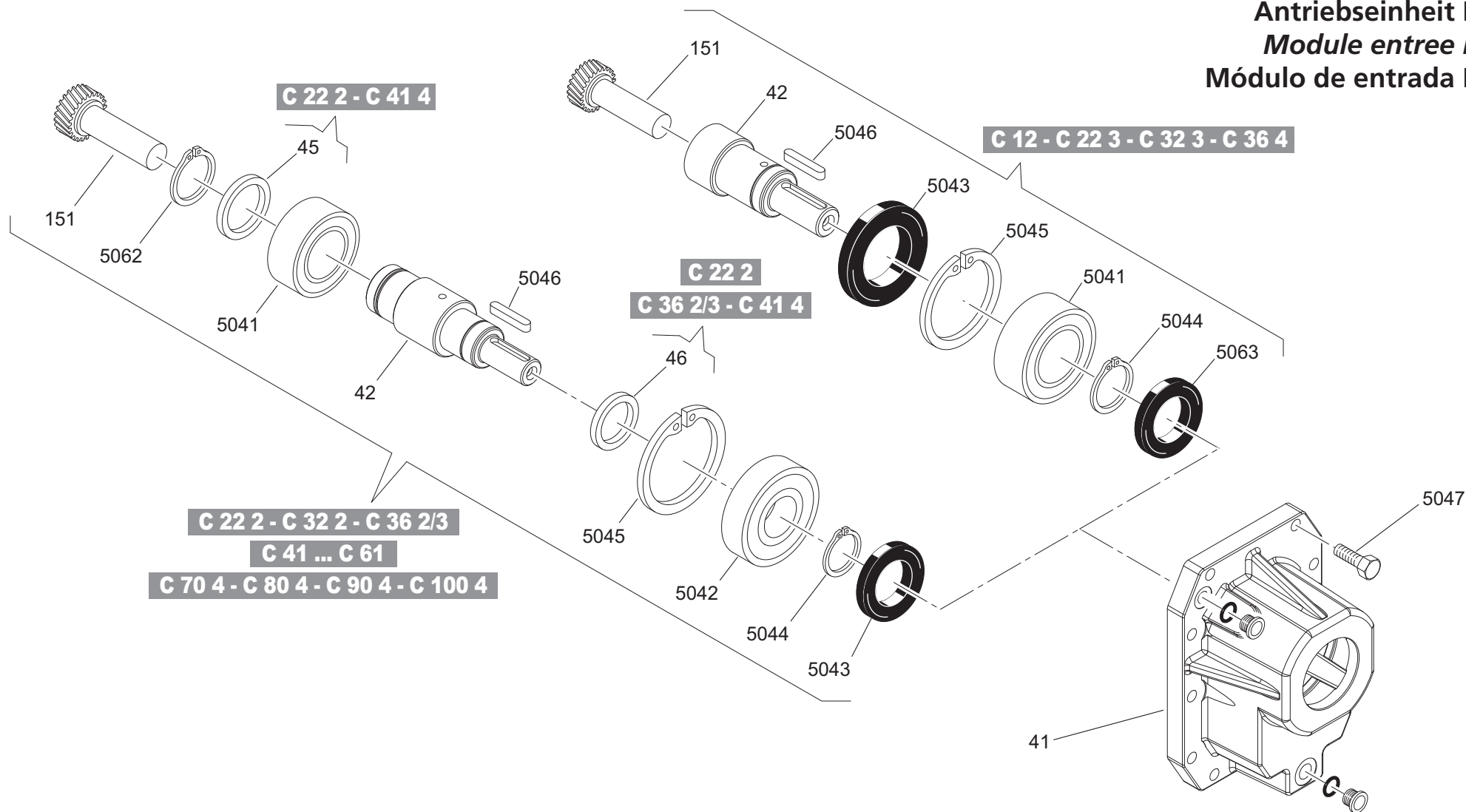
| |  |  |  |  |  |  | | | | | | |
|------------|---|---|---|---|---|---|--------|----------|--------|----------|--------|-----------------|
| | 5033 | 5027 | | | | | | | | | | |
| | | C 12 2 C 22 3 | C 22 2 | C 32 2 C 36 2/3 | C 32 3 C 36 4 | C 41 2/3 | C 41 4 | C 51 2/3 | C 51 4 | C 61 2/3 | C 61 4 | |
| SK-SC 60A | M5x16 | | M6x20 | M6x22 | M8x25 | | M6x20 | | M6x20 | | | |
| SK-SC 60B | M5x16 | | M6x20 | M6x22 | M8x25 | | M6x20 | | M6x20 | | | |
| SK-SC 80A | M6x22 | | M6x20 | M6x22 | M8x25 | | M6x20 | | M6x20 | | | |
| SK-SC 80B | M6x22 | | | | | | | M8x25 | | M10x30 | | M8x25 |
| SK-SC 80C | M6x22 | M6x22 | | M6x22 | M8x25 | M6x20 M6x22 | | M8x25 | M6x20 | M10x30 | M8x25 | M10x30 M8x25 |
| SK-SC 95A | M8x22 | M6x22 | | M6x22 | M8x25 | M6x20 M6x22 | | M8x25 | M6x20 | M10x30 | M8x25 | M10x30 M8x25 |
| SK-SC 95B | M8x22 | M6x22 | | M6x22 | M8x25 | M6x20 M6x22 | | M8x25 | M6x20 | M10x30 | M8x25 | M10x30 M8x25 |
| SK-SC 95C | M8x22 | M6x22 | | M6x22 | M8x25 | M6x20 M6x22 | | M8x25 | M6x20 | M10x30 | M8x25 | M10x30 M8x25 |
| SK-SC 110A | M8x22 | M6x22 | | M6x22 | M8x25 | M6x20 M6x22 | | M8x25 | M6x20 | M10x30 | M8x25 | M10x30 M8x25 |
| SK-SC 110B | M8x22 | M6x22 | | M6x22 | M8x25 | M6x20 M6x22 | | M8x25 | M6x20 | M10x30 | M8x25 | M10x30 M8x25 |
| SK-SC 130A | M10x30 | | | | M8x25 | | | M8x25 | | M10x30 | M8x25 | M10x30 M8x25 |
| SK-SC 130B | M10x30 | | | | | | | M8x25 | | M10x30 | M8x25 | M10x30 |
| SK-SC 180A | M12x30 | | | | | | | M8x25 | | M10x30 | | M10x30 |
| SK-SC 180B | M12x30 | | | | | | | M8x25 | | M10x30 | | M10x30 |

| |  |  |  |  |  |  |  |  |
|------------|---|---|---|---|---|---|---|---|
| | 5021 | 5022 | 5024 | 5026 | 5025 | 5023 | OR 6021 | 5087 |
| SK-SC 60A | 6005-2RS | 6004 | 25 | 20 | 47 | 25x47x7 L | 2237 | |
| SK-SC 60B | 6005-2RS | 6004 | 25 | 20 | 47 | 25x47x7 L | 2237 | |
| SK-SC 80A | 6005-2RS | 6004 | 25 | 20 | 47 | 25x47x7 L | 2237 | |
| SK-SC 80B | 6008-2RS | 6007 | 40 | 35 | 68 | 40x62x7 L | 3475 | |
| SK-SC 80C | 6008-2RS | 6007 | 40 | 35 | 68 | 40x62x7 L | 3475 | |
| SK-SC 95A | 6008-2RS | 6007 | 40 | 35 | 68 | 40x62x7 L | 3475 | |
| SK-SC 95B | 6008-2RS | 6007 | 40 | 35 | 68 | 40x62x7 L | 3475 | |
| SK-SC 95C | 6008-2RS | 6007 | 40 | 35 | 68 | 40x62x7 L | 3475 | |
| SK-SC 110A | 6008-2RS | 6007 | 40 | 35 | 68 | 40x62x7 L | 3475 | |
| SK-SC 110B | 6008-2RS | 6007 | 40 | 35 | 68 | 40x62x7 L | 3475 | |
| SK-SC 130A | 6008-2RS | 6007 | 40 | 35 | 68 | 40x62x7 L | 3475 | |
| SK-SC 130B | 6012-2RS | 6209 | 60 | 45 | 95 | 55x80x8 L | 3475 | ø6x16 |
| SK-SC 180A | 6012-2RS | 6209 | 60 | 45 | 95 | 55x80x8 L | 3475 | ø6x16 |
| SK-SC 180B | 6012-2RS | 6209 | 60 | 45 | 95 | 55x80x8 L | 3475 | ø6x16 |








| |  |
|--------|---|
| | 5030 |
| SK60A | M6x20 |
| SK60B | M6x25 |
| SK80A | M6x22 |
| SK80B | M8x25 |
| SK80C | M8x25 |
| SK95A | M8x25 |
| SK95B | M8x25 |
| SK95C | M8x25 |
| SK110A | M8x25 |
| SK110B | M8x25 |
| SK130A | M8x25 |
| SK130B | M12x50 |
| SK180A | M12x50 |
| SK180B | M12x50 |

| |  |  | |
|--------|---|---|------------------|
| | 5030 | 5085 | 5084 |
| SC60A | M6x45 | M6x25 | MP55 13.2x17.5x8 |
| SC60B | M6x45 | M6x25 | MP55 13.2x17.5x8 |
| SC80A | M6x30 | M6x25 | MP55 13.2x17.5x8 |
| SC80B | M8x25 | M6x25 | MP55 18.8x21.5x9 |
| SC80C | M8x25 | M6x25 | MP55 18.8x21.5x9 |
| SC95A | M8x25 | M6x25 | MP55 18.8x21.5x9 |
| SC95B | M8x25 | M6x25 | MP55 18.8x21.5x9 |
| SC95C | M8x25 | M6x25 | MP55 18.8x21.5x9 |
| SC110A | M8x50 | M6x25 | MP55 18.8x21.5x9 |
| SC110B | M8x50 | M6x25 | MP55 18.8x21.5x9 |
| SC130A | M8x50 | M6x25 | MP55 18.8x21.5x9 |
| SC130B | M12x70 | M8x30 | MP55 18.8x21.5x9 |
| SC180A | M12x70 | M8x30 | MP55 18.8x21.5x9 |
| SC180B | M12x70 | M8x30 | MP55 18.8x21.5x9 |

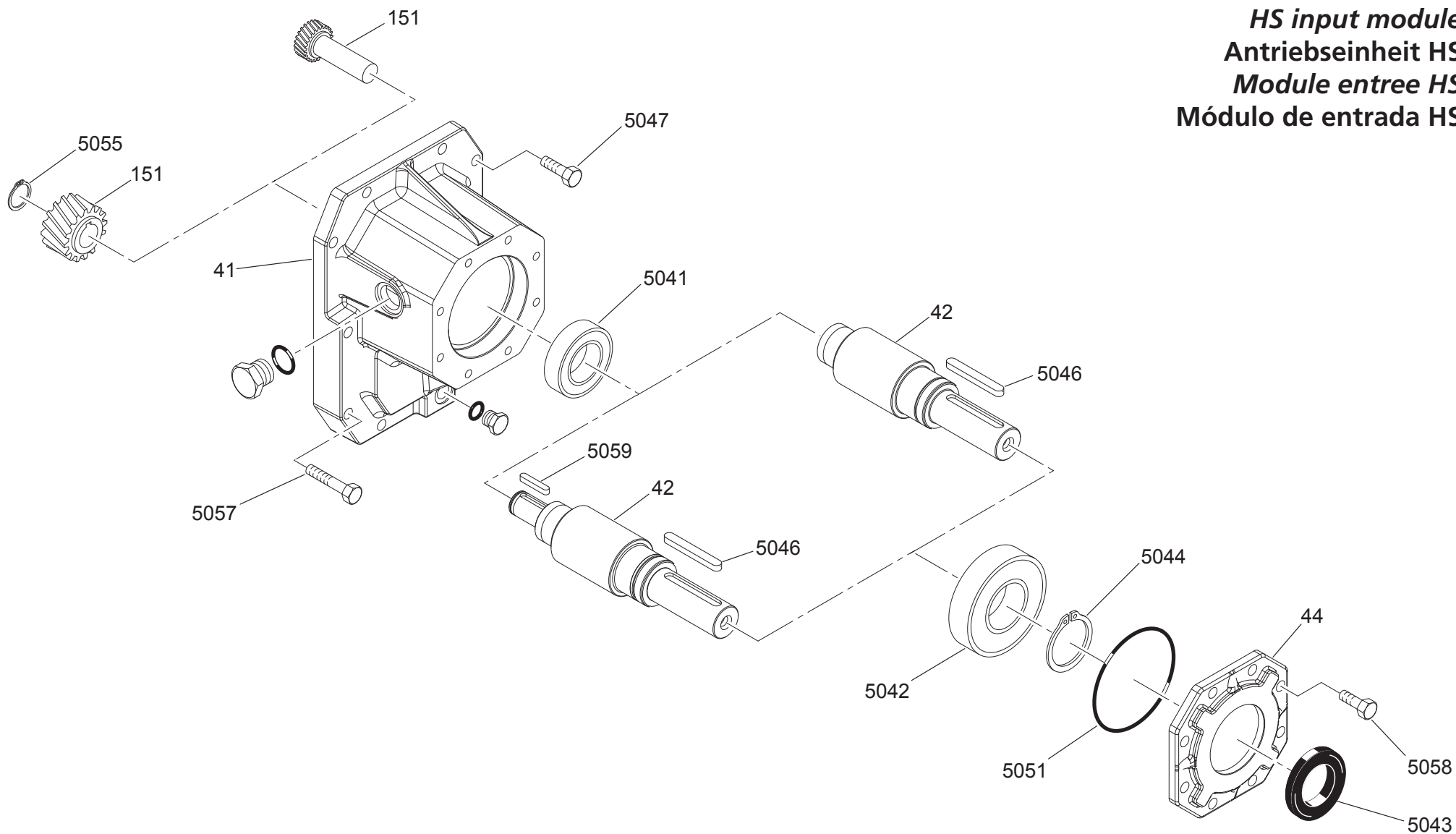
Modulo entrata HS
 HS input module
 Antriebseinheit HS
 Module entree HS
 Módulo de entrada HS




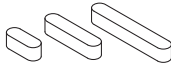
| Pos. | Descrizione | Description | Benennung | Description | Descripción |
|------|---------------|-------------|---------------|--------------|----------------|
| 41 | Coperchio | Cover | Deckel | Couvercle | Tapa |
| 42 | Albero veloce | Input shaft | Antriebswelle | Arbre rapide | Eje de entrada |
| 45 | Distanziale | Spacer ring | Distanzring | Entretoise | Distanciador |
| 46 | Distanziale | Spacer ring | Distanzring | Entretoise | Distanciador |
| 151 | Pignone | Pinion gear | Ritzel | Pignon | Piñon |



| |  5041 |  5042 |  5043 |  5063 |  5046 |  5044 |  5062 |  5045 |  5047 |  5047 |
|--|--|--|--|---|--|--|--|--|--|--|
| C 12 C 22 3 C 32 3 C 36 4 | 3206-2RS | | 35x62x7 L | 30x40x4 L | 5x5x35 A | 30 | | 62 | | M6x22 |
| C 22 2 C 41 4 | 6007 | 6206-2RS | 30x52x7 DL | | 6x6x35 A | 30 | 35 | 62 | M6x22 | |
| C 32 2 | 6207 | 6306-2RS | 30x52x7 DL | | 6x6x35 A | 30 | 35 | 72 | M8x30 | |
| C 36 2/3 | 6210 | 6208-2RS | 40x62x7 DL | | 8x7x45 A | 40 | 50 | 90 | M8x25 | |
| C 41 2/3 | 6210 NUP 210 | 6308-2RS | 40x62x7 DL | | 8x7x45 A | 40 | 50 | 90 | M8x30 | |
| C 51 2/3 | 6210 NUP 210 | 6308-2RS | 40x62x7 DL | | 8x7x45 A | 40 | 50 | 90 | M10x35 | |
| C 51 4 | 6207 | 6306-2RS | 30x52x7 DL | | 6x6x35 A | 30 | 35 | 72 | M8x25 | |
| C 61 2/3 | 6310 | 6309-2RS | 45x72x8 DL | | 8x7x50 A | 45 | 50 | 100 | M10x35 | |
| C 61 4 | 6210 | 6308-2RS | 40x62x7 DL | | 8x7x45 A | 40 | 50 | 90 | M8x30 | |
| C 70 4 C 80 4 | 6210 | 6308-2RS | 40x62x7 DL | | 8x7x45 A | 40 | 50 | 90 | M8x25 M8x30 | |
| C 90 4 C 100 4 | 6210 | 6308-2RS | 40x62x7 DL | | 8x7x45 A | 40 | 50 | 90 | M10x25 M10x35 | |



Modulo entrata HS
HS input module
Antriebseinheit HS
Module entree HS
Módulo de entrada HS





| Pos. | Descrizione | Description | Benennung | Description | Descripción |
|------|-------------------------|----------------|---------------|--------------|---------------------------|
| 41 | Coperchio | Cover | Deckel | Couvercle | Tapa |
| 42 | Albero veloce | Input shaft | Antriebswelle | Arbre rapide | Eje de entrada |
| 44 | Cappello per cuscinetto | Bearing holder | Deckel | Capuchon | Sombbrero para rodamiento |
| 151 | Pignone | Pinion gear | Ritzel | Pignon | Piñon |

|  5041 | | | | 5042 | | 5046 | |  5059 | | | | | |
|---|-----------------|----------|-----------|----------------------|-----------------------|----------------------|-----------------------|---|-----------------------|--|--|---|--|
| C 70 2/3 | C 80 2/3 | C 90 2/3 | C 100 2/3 | C 70 2/3 C 80 2/3 | C 90 2/3 C 100 2/3 | C 70 2/3 C 80 2/3 | C 90 2/3 C 100 2/3 | C 70 2/3 | C 80 2/3 | C 90 2 | C 90 3 | C 100 2 | C 100 3 |
| NJ2210 | NJ310 NJ2212 | NJ2214E | NJ314E | 6312 6312-2RS | 6320 6320-2RS | 12x8x90 A | 18x11x120 A | 8x7x45 A | 8x7x45 A 14x9x57 C | 14x9x45 A <i>i</i> = 27.2_29.4 14x9x50 A <i>i</i> = 18.7_24.8 14x9x60 A <i>i</i> = 16.0_17.3 14x9x70 A <i>i</i> = 10.4_13.9 | 14x9x45 A <i>i</i> = 88.2_96.2 14x9x50 A <i>i</i> = 59.2_81.2 | 14x9x50 A <i>i</i> = 22.2_29.6 14x9x60 A <i>i</i> = 18.7_20.2 14x9x70 A <i>i</i> = 12.5_16.5 | 14x9x45 A <i>i</i> = 92.7_99.8 14x9x50 A <i>i</i> = 64.5_85.6 14x9x60 A <i>i</i> = 53.3_57.4 14x9x70 A <i>i</i> = 34.3_46.2 |

|  5044 | | | 5055 | | 5047 | | |  5057 | | | 5058 | |
|--|-----------------------|----------|----------|-----------------------|----------------------|----------|-----------|--|----------|----------|----------------------|-----------------------|
| C 70 2/3 C 80 2/3 | C 90 2/3 C 100 2/3 | C 70 2/3 | C 80 2/3 | C 90 2/3 C 100 2/3 | C 70 2/3 C 80 2/3 | C 90 2/3 | C 100 2/3 | C 70 2/3 | C 80 2/3 | C 90 2/3 | C 70 2/3 C 80 2/3 | C 90 2/3 C 100 2/3 |
| 60 → 3 ← | 100 → 4 ← | 30 | 30 48 | 48 | M12x40 | M16x50 | M16x55 | M12x65 | M12x70 | M16x80 | M12x30 | M16x40 |

|  5043 | |  OR 5051 | |
|---|----------------------|---|----------------------|
| C 70 2/3 - C 80 2/3 | C 90 2/3 - C 100 2/3 | C 70 2/3 - C 80 2/3 | C 90 2/3 - C 100 2/3 |
| 60x90x8 DL | 100x120x12 DL | 3500 | 3850 |

R01_0

| | Descrizione | Description | Benennung | Description | Descripción |
|---|--|---|--|--|---|
|  | Sostituito i riduttori C11, C21, C31, C35 con i nuovi riduttori C12, C22, C32, C36 | <i>Replaced gearboxes C11, C21, C31, C35 with the new C12, C22, C32, C36.</i> | Ersetzt Getrieben C11, C21, C31, C35 mit dem neuen C12, C22, C32, C36. | <i>Remplacée réducteurs C11, C21, C31, C35 avec les nouveaux C12, C22, C32, C36.</i> | Sustituido reductores C11, C21, C31, C35, con los nuevos C12, C22, C32, C36. |
|  | Aggiunto ingressi servo SK/SC per i riduttori C12 ... C61. | <i>Added servomotors adapters SK/SC for gearboxes C12 ... C61.</i> | Zugegeben Servomotoren Adapter SK/SC für Getriebe C12 ... C61. | <i>Ajouté prédisposition SK/SC pour liaison a servomoteur pour les réducteurs C12 ... C61.</i> | Añadido adaptadores SK / SC para Servomotores por los reductores C12 ... C61. |

Questa pubblicazione annulla e sostituisce ogni precedente edizione o revisione. Ci riserviamo il diritto di apportare modifiche senza preavviso. E' vietata la riproduzione anche parziale senza autorizzazione.

This publication cancels and replaces any previous edition and revision. We reserve the right to implement modifications without notice. This catalogue cannot be reproduced, even partially, without prior consent.

Diese Veröffentlichung annulliert und ersetzt jeder hergehende Edition oder Revision. BONFIGLIOLI behält sich das Recht vor, Änderungen ohne vorherige Informationen durchzuführen.

Cette publication annule et remplace toutes les autres précédentes. Nous nous réservons le droit d'apporter toutes modifications à nos produits. La reproduction et la publication partielle ou totale de ce catalogue est interdite sans a autorisation.

Esta publicación anula y sustituye toda anterior edición o revisión. Nos reservamos el derecho de aportar modificaciones sin previo aviso. Se prohíbe la reproducción incluso parcial sin autorización.



Dal 1956 Bonfiglioli progetta e realizza soluzioni innovative ed affidabili per il controllo e la trasmissione di potenza nell'industria e nelle macchine operatrici semoventi e per le energie rinnovabili.

Bonfiglioli has been designing and developing innovative and reliable power transmission and control solutions for industry, mobile machinery and renewable energy applications since 1956.

Seit 1956 plant und realisiert Bonfiglioli innovative und zuverlässige Lösungen für die Leistungsüberwachung und -übertragung in industrieller Umgebung und für selbstfahrende Maschinen sowie Anlagen im Rahmen der erneuerbaren Energien.

Depuis 1956, Bonfiglioli conçoit et réalise des solutions innovantes et fiables pour le contrôle et la transmission de puissance dans l'industrie et dans les machines automotrices et pour les énergies renouvelables.

Bonfiglioli diseña y crea soluciones de control y transmisión de potencia innovadoras y fiables para la industria, las máquinas autopropulsadas y la producción de energías renovables desde 1956.